





## ROBIT® TOP HAMMER PRODUCT CATALOGUE

Copyright © 2019, Robit Plc

All rights reserved. No part of this catalogue may be reproduced or transmitted in any form or by any means, electronic or mechanical, including photocopying, recording, or by any information storage and retrieval system, without written permission from the publisher.

### Trademarks

Robit is a trademark of Robit Plc

### Publisher

Robit Plc

[www.robitgroup.com](http://www.robitgroup.com)

Printed: June 2019

Robit reserves all rights to any changes in the products and the specifications without prior notice.

# CONTENTS



ROBIT IN BRIEF	4
PRODUCT LINES	6
TOP HAMMER APPLICATIONS	7
ROBIT TOP HAMMER OFFERING	8
ROBIT EVOLUTION SERIES	10
ROBIT CODES	14
DRIFTING AND TUNNELLING	20
LONG HOLE DRILLING	40
REAMING EQUIPMENT	52
FOREPOLING	58
SURFACE DRILLING	70
SHANK ADAPTERS	88
AUXILIARY TOOLS	114

**Robit**





## ROBIT IN BRIEF

### The widest offering in drilling consumables

Robit Plc is a strongly internationalized growth company selling and servicing global customers in drilling consumables for applications in mining, surface drilling and foundation, underground construction and well drilling. Robit's focus is only in drilling consumables.


The company's offering is divided into two product and service range: Top Hammer and Down the Hole. Products are known for their high quality, excellent drilling results and performance made by the latest technology.

Robit has 15 own sales and service points as well as active sales network in 115 countries. The manufacturing units are located in Finland, South Korea, Australia and UK, which guarantee a short and precise deliveries.

Robit is listed in Nasdaq Helsinki Ltd's marketplace with trading code ROBIT.

For more information, see [www.robitchgroup.com](http://www.robitchgroup.com)





### Top Hammer Business

Robit Top Hammer business line covers all construction, quarrying and mining, blast applications and forepoling, from the softest to the hardest of rock conditions. Underground construction is one of the most important customer segments for Robit bits, and applications such as drifting and bolt hole drilling are well catered for, as well as patented RoX top hammer casing systems for tunnelling support. Robit's quality has been approved worldwide by major mining and quarrying customers. The selection is wide and encompasses products, such as: drifting and tunneling bits, reaming equipment, bench and production drilling bits, rods, shanks, couplings, auxiliary tools, such as button bit adapters.

**We offer You:**

- *The highest quality in drilling consumables – Our focus is 110 % in drilling consumables.*
- *Excellent drilling results and performance – We have a lot of references.*
- *We emphasize a short and precise deliveries from 5 factories – Robit also has comprehensive storages in every continent.*

The Digital Services is focused on providing modern, new digital technologies for operating with Top Hammer. Initially the offering comprises the unique drill hole measurement technology branded as Robit Sense Systems. A significant leap on this path was taken when Robit became the first company in the world to develop a patented system that can measure hole deviation during the percussive drilling process.

*Robit is following together with its key customers the development steps of more powerful hydraulic drifters. Robit is modelling and simulating the dynamic forces and stresses and innovates new solutions to meet the best performance, efficiency and lifetime to drillers' needs.*

### Down the Hole Business

The Down the Hole business line covers all operations related to the down the hole drilling method. The main product categories consist of DTH hammers, DTH bits, DTH tubes, DTH casing systems and shock absorbers. The selection is the widest in the world and encompasses top quality products (included top hammer business consumables) for all your applications: piling, bench drilling, production drilling, site investigation, drifting & tunnelling, excavation, horizontal drilling, forepoling, well drilling, anchoring, micropiling and underpinning. More info at Robit's Down the Hole Product Catalogue and website: [www.robbitgroup.com](http://www.robbitgroup.com).



## Widest offering in Top Hammer drilling consumables



- **Efficient Button Bits** – made by 100 % recyclable Robit Green Steel. Computational fluid dynamics (CFD) simulations use in pre-testing of flushing properties. Developed in co-operation with customer's field tests.



- **Reliable Reaming Equipment** – wide range of modern HTG (Hard Top Green) Dome Reamers and conventional adapters with reamers.



- **Patented RoX+ Forepoling Systems** with spiral locking. Roof supporting consumables for tube umbrella and RoX+ GFRP (glass fibre) for tunnel face stabilisation.



- **Strong Drill Steel** – Rods, Top Hammer Drill Tubes, Shanks and Couplings. Manufactured in one of the world's most modern factory in South Korea with the latest technology. Shanks for all common drifter brands. Wide range of rod types and lengths.



- **Intelligent Hole Deviation Measurement Technology** – S & M Sense. For automated and manual hole deviation measuring.





## Proven quality – manufactured with the automated production lines

- Sustainable 100 % recyclable Robit Green Steel
- Excellent and optimized bits for abrasive and soft rock formations
- High penetration rate in hard rock
- Patented spiral locking system for forepoling

## Reliable partner

*Widest offering in drilling consumables – Proven quality – Customization for project needs  
– Drill master service – Solving drilling challenges and problems – Experience – References*



**Robit**

**GÜRIŞ**

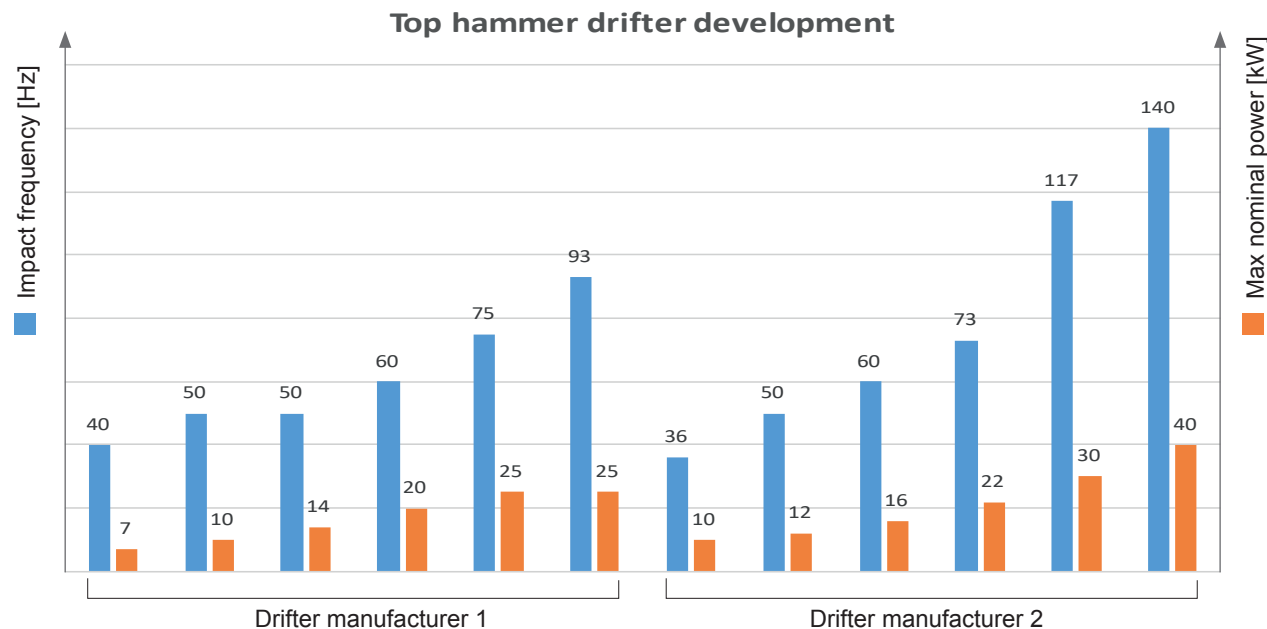


## ROBIT EVOLUTION SERIES

### Applying the most advanced technology to the toughest drilling applications across the globe

Over 30-year history of Robit has only seen one thing constant – the ever-increasing need for the connection between hammer and rock to endure more severe forces. In recent years, top hammer performance development has not only been linear but exponential, as maximum impact powers in e.g. tunneling and drifting applications rise above 40 kW and impact frequencies steadily reach beyond 100 Hz. The Robit Button Bits, now used across the globe in a vast variety of rock formations, have witnessed masses of improvements during the journey.

The Evolution bit series is the result of a systematic approach towards crafting the world’s best button bits. Our level of technological sophistication is growing as we rely more on simulation and analytics based development keeping us ahead of the outdated trial-and-error method. We know how our materials behave, how rock fractures, how to harness the immense forces traveling within the drill string. We have the answers to where the Evolution performance comes from and what it means to your drilling process. The Evolution series scope of improvements share multiple aspects across the size range, drawing from the simulation and analytics based approach exemplified by advanced fluid dynamic simulation being used among other tools.







## ROBIT EVOLUTION SERIES

### Drifting & Tunnelling

In the small end, development focused especially on the specific needs of high power and high frequency drilling in tunneling and drifting applications. Different variants were extensively tested with our customers and set against conventional hard rock bits. In the end, the best results were gleaned from modifications and optimization to face design, but particularly from increasing both gauge and face button numbers as well as increasing the number of flushing holes. The test results of the Evolution bit in hard Scandinavian granite were very impressive, with grinding intervals up to 60 % longer and lifetime 20 % higher compared to conventional hard rock button bits.

### Bench & Production Drilling

In the medium to large sizes, significant performance strides were taken by diving deep into flushing properties. Here in particular, the computational fluid dynamics (CFD) simulations proved their strong added value as they drove the pre-test phase for fast finding of optimal solutions and truly significant impacts. The 76 mm retrac button bit superbly exemplifies the new design aspects. The retrac body itself has the signature Robit curving grooves and the sleek geometry flows through to the new face design. The simulations clearly show that the new model isn't just easy on the eye. The flow pattern is more even, which reduces bit erosion. The pressure distribution is more uniform, and the smoother side channels along larger main grooves increase airflow ensuring efficient flushing. Dead-space across the face is significantly cut by introducing an extra flushing hole in the middle, clearing the center area better of cuttings.

*All in all, field tests confirmed what the technical simulation background work had already proven. Our partner drillers were happy with the excellent performance and noted better flushing and longer grinding intervals. Across sizes, the Evolution designs have systematically excelled. The 102 mm bits were tested in extremely hard and abrasive rock formations in Pennsylvania, USA, where we had been facing a common challenge with a customer to find the perfect bit for those conditions. The new formula allowed us to out-perform competition and more than double our achieved meters compared to our previous model.*

*Considering all the above, it is safe to say the reality of drilling has not changed. We are going deeper with more speed and force, driving the development of the entire drilling consumables industry. As an established global company, we continuously need to reinvent ourselves. Across the globe, our cases are more versatile, our knowledge base wider, our questions and tools for finding answers smarter. We are confident that we are better than anyone else. In the end, we fight hard every day to be the strongest and smartest when it comes to the space between drill and rock. That is the spirit of **Robit® Evolution**.*





# ROBIT® CODES

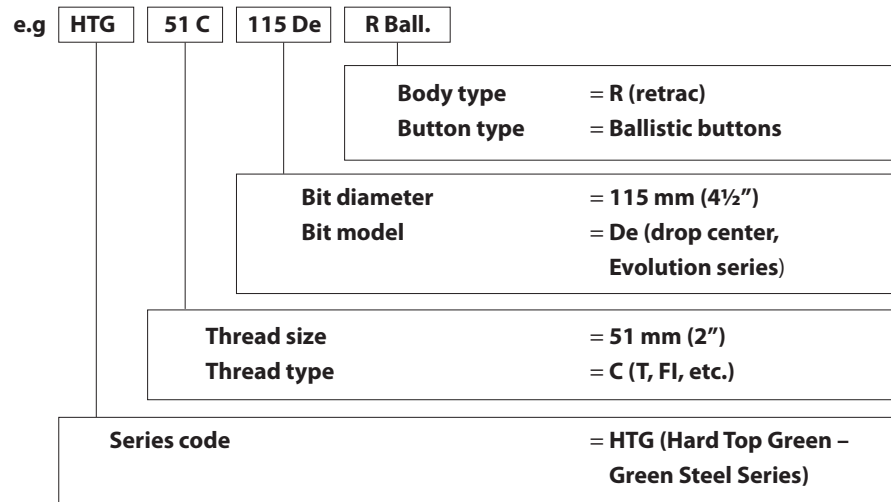
## Green Steel

All of the Robit button bits are manufactured of new 100 % recyclable steel. In the environment-friendly steel production process, the CO<sub>2</sub> emissions have been reduced by 80 % and 95 % of the waste is recycled including the process smoke which is filtered. The new steel grade gives even more uniform properties and improved fatigue strength which is crucial in rock drilling process.

- Specially designed for Robit
- Better fatigue resistance
- 100 % recyclable
- 80 % less CO<sub>2</sub> emissions
- Process smoke filtrated and recycled
- 95 % of waste recycled



## Button bit codes



## Buttons

All the products are available with ballistic or SuperDome buttons.



## Body types



Note: Please note that all button bits are manufactured over-sized 0,5-1,5 mm, meaning that for example a 48,0 mm bit is at least 49,5 mm as new.

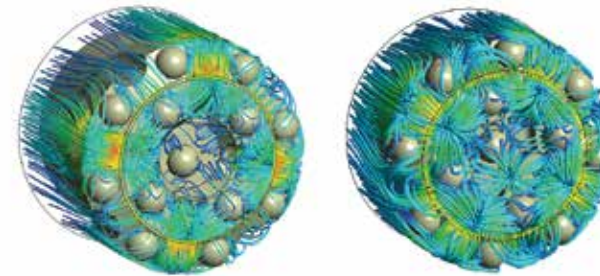






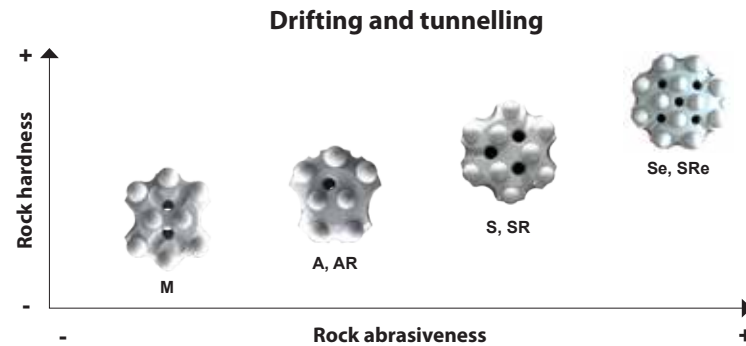
Face types

- A = Basic model for medium and hard rock drilling
- B = Heavy duty model for abrasive conditions
- S = Speed drilling model for various conditions
- Se = Evolution model for high power and frequency drilling
- M = Maximized flushing properties for soft and medium hard rock
- De = Evolution drop center model for straighter holes with maximum flushing properties

Evolution De & DRe series specifications



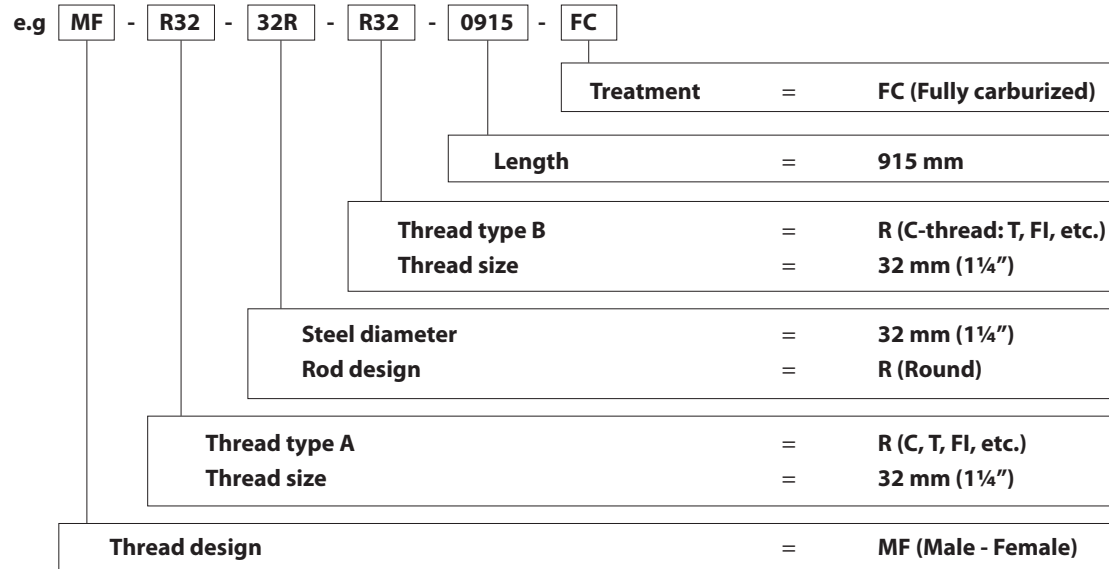
Computational Fluid Dynamics (CFD) simulation images showing how the conventional model (left) has a dead space in the center of the bit where airflow velocities are low. Evolution model (right), with a more even flow pattern, has increased airflow at the center of the bit and through the secondary side channels.





# ROBIT® CODES

## Drill rod codes



## Thread type

R



C



## Material profile

Round



Hexagonal









## Automatic spiral locking (Patented)




1.) Drive the pilot bit through the casing tube



2.) Rotate to locked position in the ring bit



3.) Robit® Casing System is READY TO DRILL



4.) Finish drilling by rotating the pilot bit in opposite direction and pulling it out

## RoX+ system parts

### Single-use system for top hammer drilling

Robit® Single Casing Systems can be used with traditional top hammer machinery.

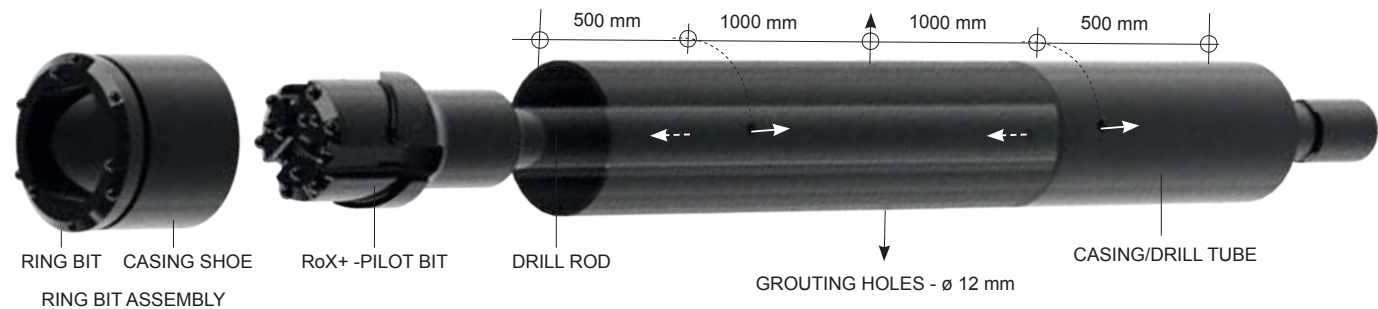
Typically Robit® Single-Use system for Top Hammer is used in applications with relatively short hole requirement 12-15 m and where the casing is left in the ground, such as:

- forepoling or tube umbrella
- anchoring
- micropiling

### Drilling parameters example: Jumbo drill

Product	RoX+ 139,7/10
Rock / Ground conditions	All rock and ground formations
Application	Tube Umbrella, Forepoling
Top hammer thread	C45
Rotation speed	30 - 40 RPM
Torque	1000 - 1200 Nm
Percussion	75 - 100 bars

NOTE  
Parameters may vary depending on ground / rock conditions, application and machinery





## ROBIT® CODES

### RoX+ GFRP system parts

#### Single-use system for top hammer fiberglass casing

Robit® has developed a system for fiberglass casings. A unique casing shoe works as a shock-absorber protecting the casing from the drilling forces. Fiberglass casing brings several benefits:

- Lighter casings – easier to handle
- Lower material cost – more economic drilling
- Easy to excavate – drill and blast in overburden conditions
- Can be used as face bolts to stabilize the tunnel face

Robit® Fiberglass system is available for top hammer applications.

Geometrical characteristics		Technical characteristics	
Section	1700 mmq.	Glass content in weight	50%
External diameter	ø 76 mm	Specific weight	1.8 g/cc
Internal diameter	ø 60 mm	Tensile strength	600 MPa
Thickness	8 mm	Flexural strength	600 MPa
Weight/m	3,2 kg	Elastic modulus	20000 MPa

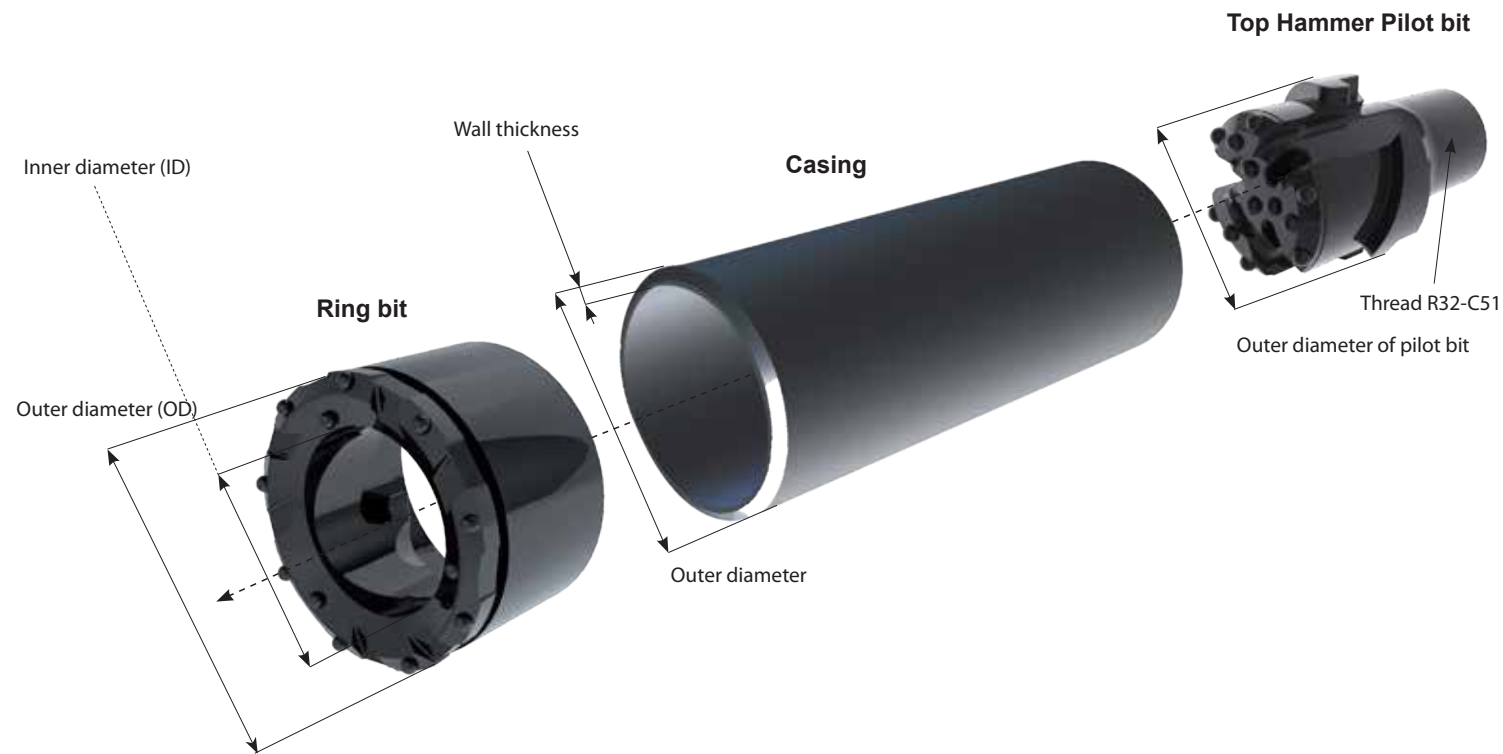
#### NOTE

Parameters may vary depending on ground / rock conditions, application and machinery





### Casing System dimensions



# DRIFTING AND TUNNELLING





# DRIFTING AND TUNNELLING

Bolting - Drifting - Reaming



MEDIUM AND HARD ROCK MODEL

A, AR



ALL-ROUND MODEL

S, SR



SOFT AND MEDIUM HARD ROCK MODEL

M



EVOLUTION MODEL FOR HIGH POWER AND FREQUENCY DRILLING

Se, SRe

Please note: Face designs might vary depending on bit diameter.



**Robit**

 **GURIS**

# R25

1" thread

## DRIFTING AND TUNNELLING - BITS



### R25 (1") - threads

Order code	Diameter		Body	Gauge	Buttons		Flushing		Product number		Weight	Pcs/box
	[mm]	[in]			[No.]	[mm]	[No.]	[mm]	[No.]	[No.]		
HTG 25R33M	33	1 <sup>5</sup> / <sub>16</sub> "		30°	1 x 8	5 x 8	0	2	04-125-033-3337	04-125-033-3338	0,4	20
HTG 25R35M	35	1 <sup>3</sup> / <sub>8</sub> "		30°	2 x 8	6 x 8	2	2	04-125-035-2362	04-125-035-2363	0,4	20
HTG 25R38M	38	1 <sup>1</sup> / <sub>2</sub> "		30°	2 x 8	6 x 8	2	2	04-125-038-2011	04-125-038-2012	0,5	15
HTG 25R41M	41	1 <sup>5</sup> / <sub>8</sub> "		35°	2 x 8	6 x 9	2	2	04-125-041-2178	04-125-041-2179	0,5	15



HTG 25R33M  
HTG 25R35M




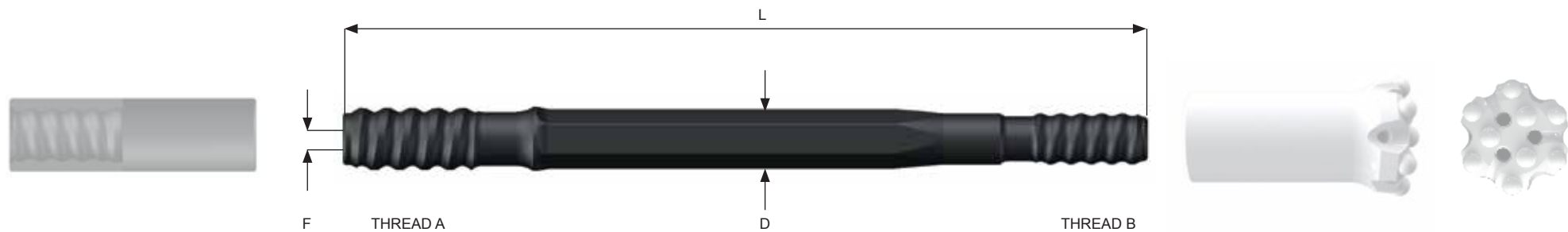
HTG 25R38M  
HTG 25R41M

# RODS - DRIFTING AND TUNNELLING

**R25**  
1" thread

## Drifter Rod - R25 (1") bit thread

Order code	Length		Diameter D [mm]	Thread		Flushing F [mm]	Product number	Weight [kg]	Pcs/box 
	L [mm]	[ft - in]		[A]	[B]				
<b>Drifter Rod R32 - Hex25 - R25</b>									
MM-R32-25H-R25-2175	2175	7' 11 <sup>10</sup> / <sub>16</sub> "	HEX25	R32	R25	8,6	06D-07-6029	8,5	60
MM-R32-25H-R25-2400	2400	7' 10 <sup>1</sup> / <sub>2</sub> "	HEX25	R32	R25	8,6	06D-07-6433	9,5	60
MM-R32-25H-R25-2630	2630	8' 7 <sup>7</sup> / <sub>8</sub> "	HEX25	R32	R25	8,6	06D-07-6030	10,2	60
MM-R32-25H-R25-2750	2750	9' 1 <sup>1</sup> / <sub>4</sub> "	HEX25	R32	R25	8,6	06D-07-4347	10,6	60
MM-R32-25H-R25-3090	3090	10' 1 <sup>5</sup> / <sub>8</sub> "	HEX25	R32	R25	8,6	06D-07-5841	12,0	60
MM-R32-25H-R25-3340	3340	10' 11 <sup>1</sup> / <sub>2</sub> "	HEX25	R32	R25	8,6	3000039	13,0	60
MM-R32-25H-R25-4000	4000	13' 1 <sup>1</sup> / <sub>2</sub> "	HEX25	R32	R25	8,6	06D-07-6801	15,5	60






# R28 DRIFTING AND TUNNELLING - BITS

1 1/8" thread



## R28 (1 1/8") - threads

Order code	Diameter		Body	Gauge	Buttons		Flushing		Product number		Weight	Pcs/box
	[mm]	[in]			[No.]	[mm]	[No.]	[mm]	[No.]	[No.]		
HTG 28R38M	38	1 1/2"		30°	2 x 8	6 x 8	2	2	04-128-038-2020	04-128-038-2021	0,4	15
HTG 28R41M	41	1 5/8"		35°	2 x 8	6 x 9	2	2	04-128-041-2552	04-128-041-2618	0,6	10
HTG 28R45S	45	1 3/4"		35°	3 x 8	6 x 9	3	1	04-128-045-0113	04-128-045-0114	0,7	10



HTG 28R38M



HTG 28R41M



HTG 28R45S




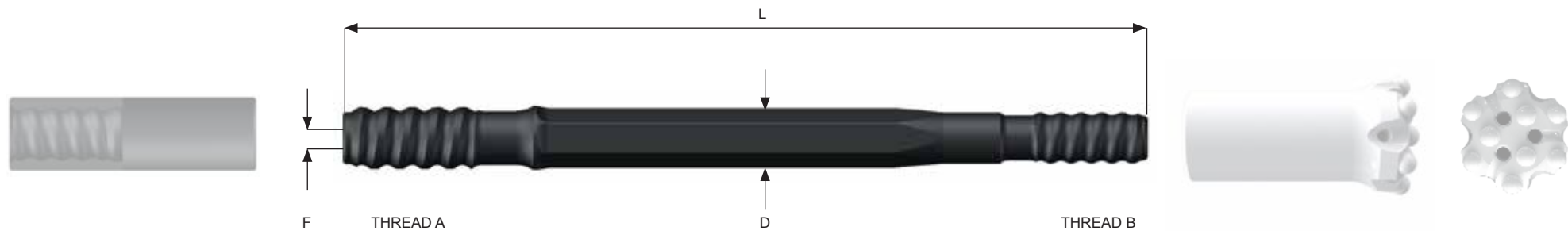
# RODS - DRIFTING AND TUNNELLING

## R28

1 1/8" thread

### Drifter Rod - R28 (1 1/8") bit thread

Order code	Length		Diameter D [mm]	Thread		Flushing F [mm]	Product number	Weight [kg]	Pcs/box 
	L [mm]	[ft - in]		[A]	[B]				
<b>Drifter Rod R32 - Hex28 - R28</b>									
MM-R32-28H-R28-1870	1870	6' 1 5/8"	HEX28	R32	R28	8,8	3000020	9,5	60
MM-R32-28H-R28-2175	2175	7' 1 10/16"	HEX28	R32	R28	8,8	06D-07-6032	11	60
MM-R32-28H-R28-2475	2475	8' 1 7/16"	HEX28	R32	R28	8,8	06D-07-6033	12,5	60
MM-R32-28H-R28-2795	2795	9' 2"	HEX28	R32	R28	8,8	06D-07-6035	14,1	60
MM-R32-28H-R28-3090	3090	10' 1 5/8"	HEX28	R32	R28	8,8	06D-07-6037	15,6	60
MM-R32-28H-R28-3340	3340	10' 11 1/2"	HEX28	R32	R28	8,8	06D-07-0115	16,9	50
MM-R32-28H-R28-3700	3700	12' 1 5/8"	HEX28	R32	R28	8,8	06D-07-6570	18,7	60



# R32 DRIFTING AND TUNNELLING - BITS

1 1/4" thread



## R32 (1 1/4") - threads

Order code	Diameter		Body	Gauge	Buttons		Flushing		Product number		Weight [kg]	Pcs/box
	[mm]	[in]			[No.]	[mm]	[No.]	[No.]	[No.]	[SuperDome]		
HTG 32R41M	41	1 5/8"		35°	2 x 8	6 x 9	2	2	04-132-041-2023	04-132-041-2024	0,5	10
HTG 32R43A	43	1 11/16"		35°	2 x 9	5 x 10	1	2	04-132-043-2029	04-132-043-2030	0,6	10
HTG 32R43S	43	1 11/16"		35°	3 x 8	6 x 9	3	2	04-132-043-3836	04-132-043-3837	0,6	10
HTG 32R45A	45	1 3/4"		30°	2 x 9	5 x 11	1	2	04-132-045-0329	04-132-045-0331	0,6	10
HTG 32R45S	45	1 3/4"		35°	3 x 8	6 x 9	3	1	04-132-045-3805	04-132-045-3806	0,6	10
HTG 32R45SR	45	1 3/4"		35°	3 x 8	6 x 9	3	1	04-132-045-3818	04-132-045-3819	0,8	10
HTG 32R45Se	45	1 3/4"		35°	4 x 8	8 x 9	5	2	04-132-045-0871	04-132-045-0872	0,7	10



HTG 32R41M



HTG 32R43A  
HTG 32R45A



HTG 32R43S



HTG 32R45S



HTG 32R45SR










HTG 32R45Se

# BITS - DRIFTING AND TUNNELLING

## R32

1 1/4" thread

### R32 (1 1/4") - threads

Order code	Diameter		Body	Gauge	Buttons		Flushing		Product number		Weight [kg]	Pcs/box
	[mm]	[in]			[No.] [mm]	[No.] [mm]	[No.]	[No.]	[SuperDome]	[Ballistic]		
HTG 32R48S	48	1 7/8"		35°	3 x 9	6 x 10	3	2	04-132-048-3815	04-132-048-3816	0,9	10
HTG 32R48Se	48	1 7/8"		35°	4 x 9	8 x 10	5	2	04-132-048-0874	04-132-048-0875	0,9	10
HTG 32R51S	51	2"		35°	3 x 9	6 x 10	3	1	04-132-051-3821	04-132-051-3822	0,9	10
HTG 32R51SR	51	2"		35°	3 x 9	6 x 10	3	1	04-132-051-4590	04-132-051-4591	1,1	10
HTG 32R51Se	51	2"		35°	4 x 9	8 x 10	5	1	2000097	2000098	0,9	10
HTG 32R54S	54	2 1/8"		35°	3 x 10	6 x 10	3	1	04-132-054-5171	04-132-054-5172	0,9	10
HTG 32R57S	57	2 1/4"		35°	3 x 10	6 x 10	3	1	04-132-057-5602	04-132-057-5603	1,12	10



HTG 32R48S  
HTG 32R51S  
HTG 32R54S  
HTG 32R57S



HTG 32R48Se  
HTG 32R51Se



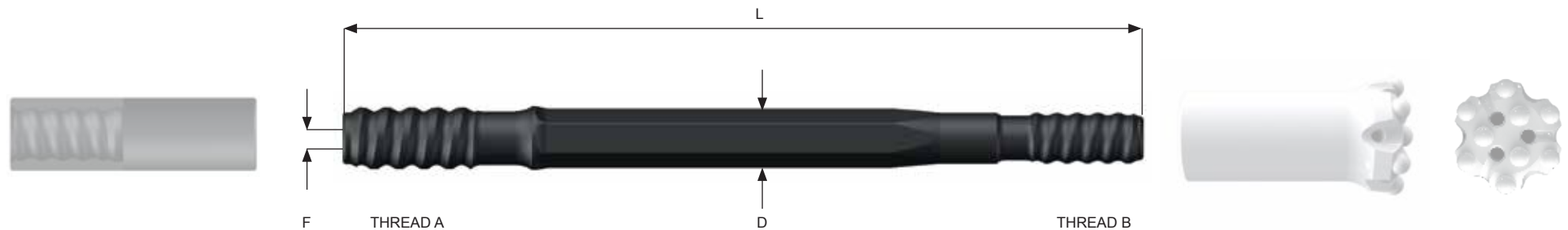
HTG 32R51SR

# R32 DRIFTING AND TUNNELLING - RODS

1 ¼" thread

## Drifter Rod - R32 (1 ¼") bit thread

Order code	Length		Diameter D [mm]	Thread		Flushing F [mm]	Product number	Weight [kg]	Pcs/box
	L [mm]	[ft - in]		[A]	[B]				
<b>Drifter Rod R38 - Hex32 - R32</b>									
MM-R38-32H-R32-3090	3090	10' 1 5/8"	HEX32	R38	R32	9,6	06D-07-2886	19,7	50
MM-R38-32H-R32-3700	3700	12' 1 5/8"	HEX32	R38	R32	9,6	06D-07-2887	23,6	40
MM-R38-32H-R32-4305	4305	14' 1 1/2"	HEX32	R38	R32	9,6	06D-07-2143	27,4	30
MM-R38-32H-R32-4305	4915	16' 1 1/2"	HEX32	R38	R32	9,6	06D-07-6438	31,3	30
<b>Drifter Rod R38 - Hex35 - R32</b>									
MM-R38-35H-R32-3090	3090	10' 1 5/8"	HEX35	R38	R32	9,5	06D-07-2892	23,9	50
MM-R38-35H-R32-3700	3700	12' 1 5/8"	HEX35	R38	R32	9,5	06D-07-2894	28,7	40
MM-R38-35H-R32-4305	4305	14' 1 1/2"	HEX35	R38	R32	9,5	06D-07-2709	33,5	30




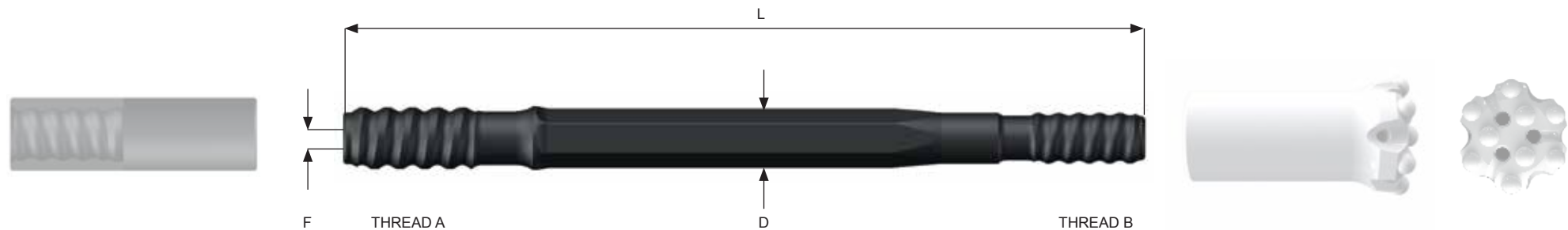
# RODS - DRIFTING AND TUNNELLING

## R32

1 ¼" thread

### Drifter Rod - R32 (1 ¼") bit thread


Order code	Length		Diameter D [mm]	Thread		Flushing F [mm]	Product number	Weight [kg]	Pcs/box 
	L [mm]	[ft - in]		[A]	[B]				
<b>Drifter Rod C38 - Hex32 - R32</b>									
MM-C38-32H-R32-3090	3090	10' 1 5/8"	HEX32	C38	R32	9,6	06D-07-2889	19,7	50
MM-C38-32H-R32-4305	4305	14' 1 1/2"	HEX32	C38	R32	9,6	06D-07-2750	27,4	30
<b>Drifter Rod C38 - Hex35 - R32</b>									
MM-C38-35H-R32-3090	3090	10' 1 5/8"	HEX35	C38	R32	9,5	06D-07-2895	23,9	50
MM-C38-35H-R32-3700	3700	12' 1 5/8"	HEX35	C38	R32	9,5	06D-07-2897	28,7	40
MM-C38-35H-R32-4305	4305	14' 1 1/2"	HEX35	C38	R32	9,5	06D-07-0891	33,5	30
MM-C38-35H-R32-4915	4915	16' 1 1/2"	HEX35	C38	R32	9,5	06D-07-3965	38,3	30
MM-C38-35H-R32-5525	5525	18' 1 1/2"	HEX35	C38	R32	9,5	06D-07-3966	43,1	30

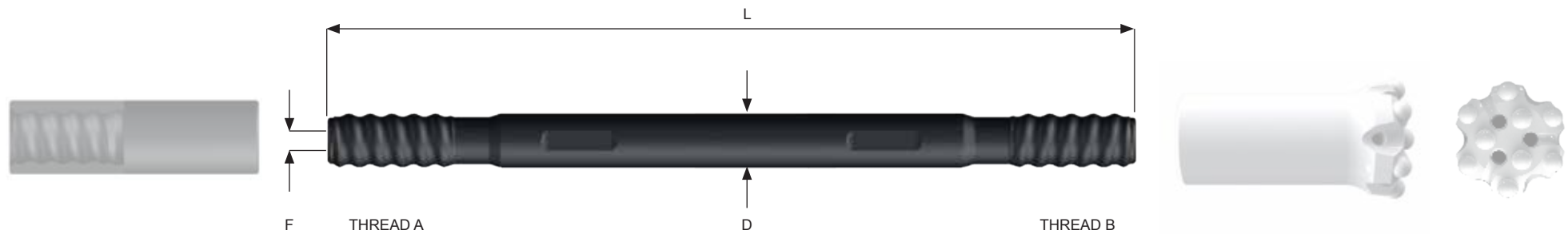


# R32 DRIFTING AND TUNNELLING - RODS

1 1/4" thread

## Extension Rod (Male/Male) - R32 (1 1/4") bit thread

Order code	Length		Diameter D [mm]	Thread		Flushing F [mm]	Product number	Weight [kg]	Pcs/box 
	L [mm]	[ft - in]		[A]	[B]				
<b>Extension M/M Rod R32 - round 32 - R32 - FC (Fully Carburized also suitable for underground)</b>									
MM-R32-32R-R32-0915-FC	915	3'	RND32	R32	R32	11,7	06A-07-3247	4,6	50
MM-R32-32R-R32-1220-FC	1220	4'	RND32	R32	R32	11,7	06A-07-2899	6,3	50
MM-R32-32R-R32-1525-FC	1525	5'	RND32	R32	R32	11,7	06A-07-2900	8,0	50
MM-R32-32R-R32-1830-FC	1830	6'	RND32	R32	R32	11,7	06A-07-2901	9,7	50
<b>Extension M/M Rod R32 - round 32 - R32</b>									
MM-R32-32R-R32-3050	3050	10'	RND32	R32	R32	11,7	06A-07-3241	16,5	50
MM-R32-32R-R32-3660	3660	12'	RND32	R32	R32	11,7	06A-07-3242	19,8	50



## NOTES

---

---

---

---

---

---

---

---

---

---

---

---

---

---

---


---

---



# RR34 DRIFTING AND TUNNELLING - BITS

1 5/16" thread










# BITS - DRIFTING AND TUNNELLING **RR34**

1 5/16" thread

## RR34 (1 5/16") - threads

Order code	Diameter		Body	Gauge	Buttons				Flushing		Product number		Weight [kg]	Pcs/box
	[mm]	[in]			[No.]	[mm]	[No.]	[mm]	[No.]	[No.]	[SuperDome]	[Ballistic]		
HTG 34RR45S	45	1 3/4"		30°	3	8	6	10	3	1	04-K34-045-5812	04-K34-045-4888	0,7	10
HTG 34RR45Se	45	1 3/4"		35°	4	8	8	9	5	1	2000100	2000101	0,8	10
HTG 34RR48S	48	1 7/8"		35°	3	9	6	10	3	2	04-K34-048-3827	04-K34-048-3828	0,9	10
HTG 34RR48Se	48	1 7/8"		35°	4	9	8	10	5	2	2000343	2000342	0,9	10
HTG 34RR51S	51	2"		35°	3	9	6	10	3	2	04-K34-051-5617	04-K34-051-5618	0,9	10



HTG 34RR45S  
HTG 34RR48S  
HTG 34RR51S




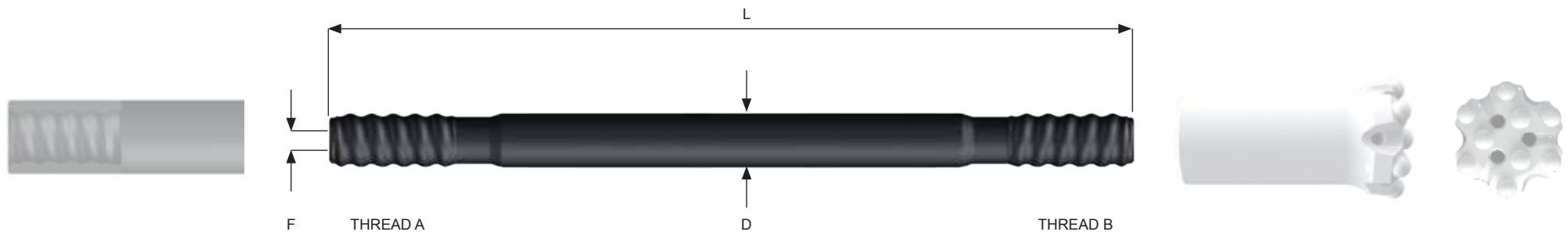
HTG 34RR45Se  
HTG 34RR48Se

# RR34 DRIFTING AND TUNNELLING - RODS

1 5/16" thread

## Drifter Rod - RR34 (1 5/16") bit thread


Order code	Length		Diameter D [mm]	Thread		Flushing F [mm]	Product number	Weight [kg]	Pcs/box 
	L [mm]	[ft - in]		[A]	[B]				
<b>Drifter Rod C38 - RND39 - RR34</b>									
MM-C38-39R-RR34-3700	3700	12' 1 5/8"	RND39	C38	RR34	10,3	06D-07-6635	30,0	30
MM-C38-39R-RR34-5525	5525	18' 1 1/2"	RND39	C38	RR34	10,3	06D-07-3971	47,9	20
MM-C38-39R-RR34-6135	6135	20' 1 1/2"	RND39	C38	RR34	10,3	06D-07-3972	51,2	20
MM-C38-39R-RR34-6440	6440	21'	RND39	C38	RR34	10,3	06D-07-3973	55,4	20

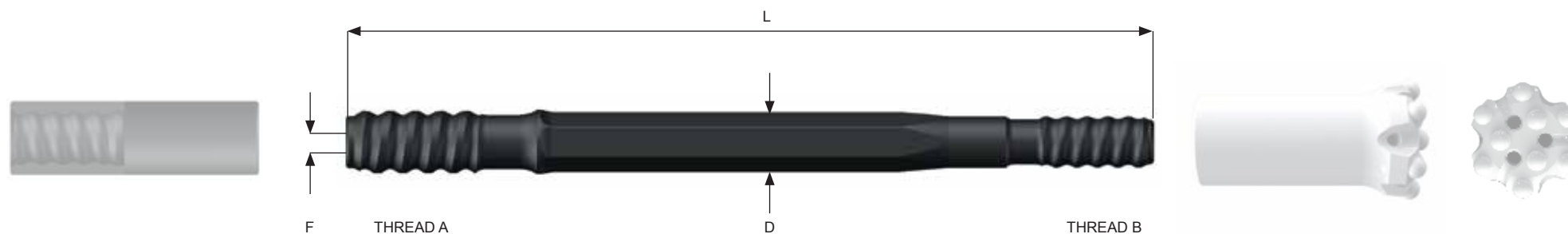


# RODS - DRIFTING AND TUNNELLING **RR34**

1 5/16" thread

## Drifter Rod - RR34 (1 5/16") bit thread

Order code	Length		Diameter D [mm]	Thread		Flushing F [mm]	Product number	Weight [kg]	Pcs/box 
	L [mm]	[ft - in]		[A]	[B]				
<b>Drifter Rod C38 - Hex35 - RR34</b>									
MM-C38-35H-RR34-3700	3700	12' 1 5/8"	HEX35	C38	RR34	9,5	06D-07-5324	28,7	40
MM-C38-35H-RR34-4305	4305	14' 1 1/2"	HEX35	C38	RR34	9,5	06D-07-3967	33,5	30
MM-C38-35H-RR34-4915	4915	16' 1 1/2"	HEX35	C38	RR34	9,5	06D-07-3968	38,2	30
MM-C38-35H-RR34-5525	5525	18' 1 1/2"	HEX35	C38	RR34	9,5	06D-07-3969	43,0	30



# R35 DRIFTING AND TUNNELLING - BITS

1 3/8" thread



## R35 (1 3/8") - threads

Order code	Diameter		Body	Gauge	Buttons		Flushing		Product number		Weight	Pcs/box
	[mm]	[in]			[No.]	[mm]	[No.]	[No.]	[No.]	[No.]		
HTG 35R48S	48	1 7/8"		35°	3 x 9	6 x 10	3	2	04-135-048-3725	04-135-048-3726	0,9	10
HTG 35R48Se	48	1 7/8"		35°	4 x 9	8 x 10	5	2	2000422	2000423	0,9	10
HTG 35R51S	51	2"		35°	3 x 9	6 x 10	3	1	04-135-051-4682	04-135-051-4683	0,9	10



HTG 35R48S  
HTG 35R51S




HTG 35R48Se

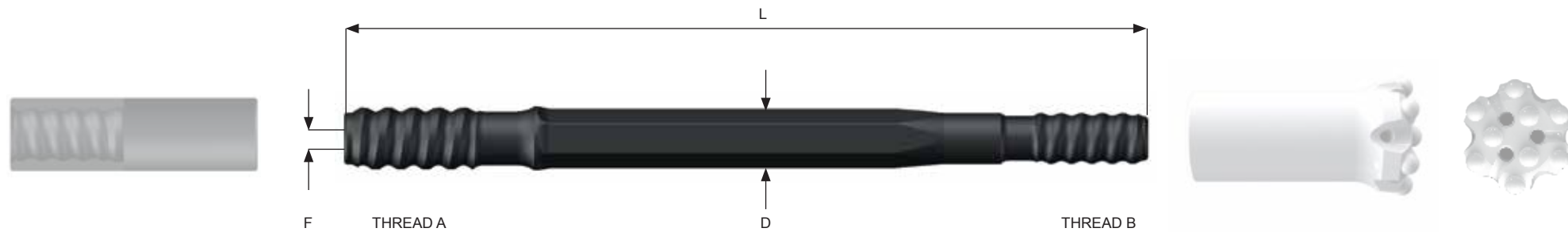
# RODS - DRIFTING AND TUNNELLING

## R35

1 3/8" thread

### Drifter Rod - R35 (1 3/8" bit thread)


Order code	Length		Diameter D [mm]	Thread		Flushing F [mm]	Product number	Weight [kg]	Pcs/box 
	L [mm]	[ft - in]		[A]	[B]				
<b>Drifter Rod C38 - Hex35 - R35</b>									
MM-C38-35H-R35-3090	3090	10' 1 5/8"	HEX35	C38	R35	9,5	06D-07-4348	24,1	50
MM-C38-35H-R35-3700	3700	12' 1 5/8"	HEX35	C38	R35	9,5	06D-07-4349	28,9	40
MM-C38-35H-R35-4305	4305	14' 1 1/2"	HEX35	C38	R35	9,5	06D-07-3021	33,7	30
MM-C38-35H-R35-4915	4915	16' 1 1/2"	HEX35	C38	R35	9,5	06D-07-4350	38,5	30
MM-C38-35H-R35-5525	5525	18' 1 1/2"	HEX35	C38	R35	9,5	06D-07-4057	43,3	30
MM-C38-35H-R35-6135	6135	20' 1 1/2"	HEX35	C38	R35	9,5	06D-07-6135	47,9	20
MM-C38-35H-R35-6440	6440	21'	HEX35	C38	R35	9,5	06D-07-4351	50,5	20

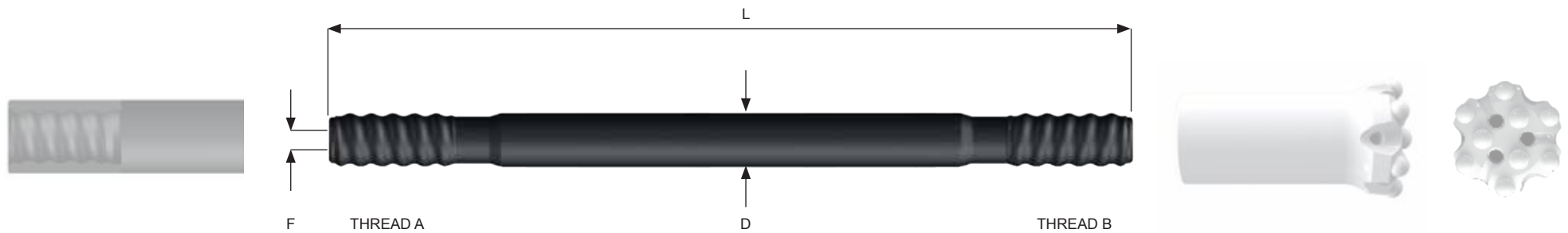


# R35 DRIFTING AND TUNNELLING - RODS

1 3/8" thread

## Drifter Rod - R35 (1 3/8") bit thread

Order code	Length		Diameter D [mm]	Thread		Flushing F [mm]	Product number	Weight [kg]	Pcs/box 
	L [mm]	[ft - in]		[A]	[B]				
<b>Drifter Rod C38 - round 39 - R35</b>									
MM-C38-39R-R35-4305	4305	14' 1 1/2"	RND39	C38	R35	10,3	06D-07-4352	36,9	30
MM-C38-39R-R35-4915	4915	16' 1 1/2"	RND39	C38	R35	10,3	06D-07-4353	42,2	30
MM-C38-39R-R35-5525	5525	18' 1 1/2"	RND39	C38	R35	10,3	06D-07-3974	47,5	20
MM-C38-39R-R35-6135	6135	20' 1 1/2"	RND39	C38	R35	10,3	06D-07-3975	52,8	20
MM-C38-39R-R35-6440	6440	21'	RND39	C38	R35	10,3	06D-07-3976	55,4	20



# NOTES

---

---

---

---

---

---

---

---

---

---

---

---

---

---

---

---

---

---

---

---

---

---

---

# LONG HOLE DRILLING







# LONG HOLE DRILLING

## Production drilling



MEDIUM AND HARD ROCK MODEL

A, AR



ALL-ROUND MODEL

S, SR



EVOLUTION MODEL FOR HIGH POWER AND FREQUENCY DRILLING

Se, SRe



EVOLUTION DROP CENTER MODEL FOR STRAIGHTER HOLES WITH MAXIMUM FLUSHING PROPERTIES

De, DRe

Please note: Face designs might vary depending on bit diameter.

Long Hole Drilling



# Robit

# GÜRIŞ

# R32 LONG HOLE DRILLING - BITS

1 1/4" thread



## R32 (1 1/4") - threads

Order code	Diameter		Body	Gauge	Buttons		Flushing		Product number		Weight [kg]	Pcs/box
	[mm]	[in]			[No.]	[mm]	[No.]	[No.]	[No.]	[No.]		
HTG 32R51S	51	2"		35°	3 x 9	6 x 10	3	1	04-132-051-3821	04-132-051-3822	0,9	10
HTG 32R51SR	51	2"		35°	3 x 9	6 x 10	3	1	04-132-051-4590	04-132-051-4591	1,1	10
HTG 32R51Se	51	2"		35°	4 x 9	8 x 10	5	1	2000097	2000098	0,9	10
HTG 32R54S	54	2 1/8"		35°	3 x 10	6 x 10	3	1	04-132-054-5171	04-132-054-5172	0,9	10
HTG 32R57S	57	2 1/4"		35°	3 x 10	6 x 10	3	1	04-132-057-5602	04-132-057-5603	1,1	10
HTG 32R64A	64	2 1/2"		35°	4 x 10	8 x 10	2	-	04-132-064-2037	04-132-064-2038	1,5	5
HTG 32R64AR	64	2 1/2"		35°	5 x 10	8 x 10	2	1	04-132-064-2250	04-132-064-2251	2,0	5
HTG 32R64DRe	64	2 1/2"		35°	5 x 9	8 x 10	5	-	2000685	2000686	2,0	5



HTG 32R51S  
HTG 32R54S  
HTG 32R57S



HTG 32R51SR



HTG 32R51Se



HTG 32R64A



HTG 32R64AR



HTG 32R64DRe


# RODS - LONG HOLE DRILLING

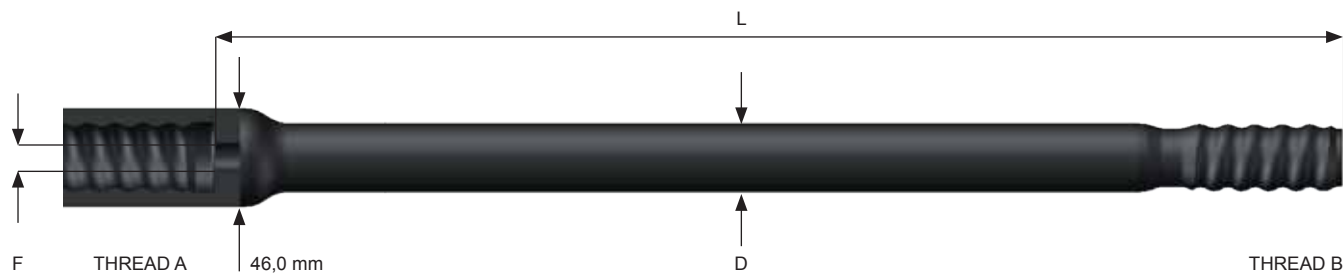
## R32

1 1/4" thread

Long Hole Drilling

### Extension Rod (Male/Female) - R32 (1 1/4") bit thread

Order code	Length		Diameter D [mm]	Thread		Flushing F [mm]	Product number	Weight [kg]	Pcs/box 
	L [mm]	[ft - in]		[A]	[B]				
<b>Extension M/F Rod R32 - round 32 - R32 - FC (Fully Carburized also suitable for underground)</b>									
MF-R32-32R-R32-0915-FC	915	3'	RND32	R32	R32	9,2	06B-07-2910	5,3	32
MF-R32-32R-R32-1220-FC	1220	4'	RND32	R32	R32	9,2	06B-07-2876	7,3	32
MF-R32-32R-R32-1525-FC	1525	5'	RND32	R32	R32	9,2	06B-07-2419	8,9	32
MF-R32-32R-R32-1830-FC	1830	6'	RND32	R32	R32	9,2	06B-07-3020	10,5	32



# C38 LONG HOLE DRILLING - BITS

1 1/2" thread



## C38 (1 1/2") - threads

Order code	Diameter		Body	Gauge	Buttons		Flushing		Product number		Weight [kg]	Pcs/box
	[mm]	[in]			[No.]	[mm]	[No.]	[No.]	[No.]	[SuperDome]		
HTG 38C64A	64	2 1/2"		35°	4 x 10	8 x 11	2	-	01-238-064-2244	01-238-064-2245	1,6	5
HTG 38C64De	64	2 1/2"		35°	5 x 9	8 x 10	5	-	2000452	2000453	1,6	5
HTG 38C64DRe	64	2 1/2"		35°	5 x 9	8 x 10	5	-	01-238-064-0864	01-238-064-0865	1,9	5
HTG 38C70De	70	2 3/4"		35°	5 x 10	8 x 10	5	-	2000687	2000688	1,9	4
HTG 38C70DRe	70	2 3/4"		35°	5 x 10	8 x 10	5	-	2000689	2000690	2,6	4
HTG 38C76A	76	3"		35°	5 x 10	8 x 10	3	-	01-238-076-2048	01-238-076-2049	2,2	4
HTG 38C76De	76	3"		35°	5 x 11	8 x 11	5	-	2000449	2000450	2,4	4
HTG 38C76AR	76	3"		35°	5 x 10	8 x 10	3	-	01-238-076-2157	01-238-076-2158	3,3	4
HTG 38C76DRe	76	3"		35°	5 x 11	8 x 11	5	-	2000446	2000447	3,2	4



HTG 38C64A



HTG 38C64De  
HTG 38C70De  
HTG 38C76De



HTG 38C64DRe  
HTG 38C70DRe  
HTG 38C76DRe



HTG 38C76A



HTG 38C76AR




# RODS - LONG HOLE DRILLING

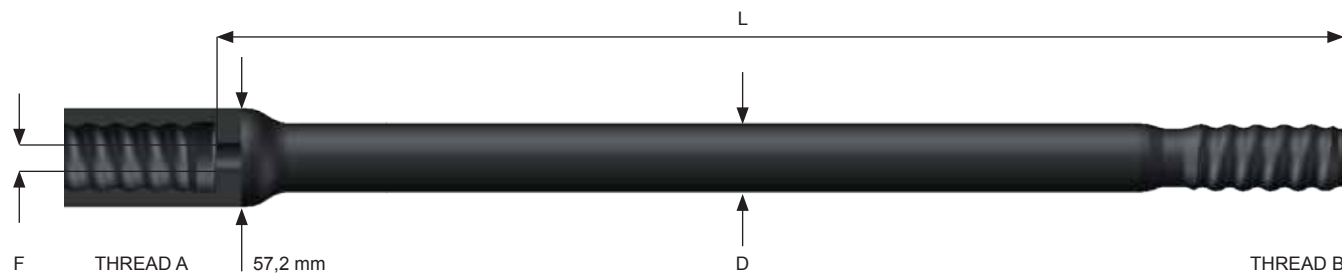
## C38

1 1/2" thread

Long Hole Drilling

### Extension Rod (Male/Female) - C38 (1 1/2") bit thread

Order code	Length		Diameter D [mm]	Thread		Flushing F [mm]	Product number	Weight [kg]	Pcs/box 
	L [mm]	[ft - in]		[A]	[B]				
<b>Extension M/F Rod C38 - round 39 - C38 - FC (Fully Carburized also suitable for underground)</b>									
MF-C38-39R-C38-1220-FC	1220	4'	RND39	C38	C38	14,5	06B-07-2911	10,6	32
MF-C38-39R-C38-1525-FC	1525	5'	RND39	C38	C38	14,5	06B-07-2420	13,1	24
MF-C38-39R-C38-1830-FC	1830	6'	RND39	C38	C38	14,5	06B-07-2879	15,6	24



# C45 LONG HOLE DRILLING - BITS

1 3/4" thread



## C45 (1 3/4") - threads

Order code	Diameter		Body	Gauge	Buttons		Flushing		Product number		Weight [kg]	Pcs/box
	[mm]	[in]			[No.]	[mm]	[No.]	[No.]	[No.]	[SuperDome]		
HTG 45C70DRe	70	2 3/4"		35°	5 x 10	8 x 10	5	-	2000695	2000696	2,5	4
HTG 45C76A	76	3"		35°	5 x 10	9 x 10	3	-	01-245-076-2350	01-245-076-2351	2,5	4
HTG 45C76B	76	3"		35°	4 x 12	8 x 13	2	-	01-245-076-2081	01-245-076-2082	2,6	4
HTG 45C76De	76	3"		35°	5 x 11	8 x 11	5	-	2000443	2000444	2,6	4
HTG 45C76AR	76	3"		35°	5 x 10	9 x 10	3	-	01-245-076-2168	01-245-076-2169	2,9	4
HTG 45C76BR	76	3"		35°	4 x 12	8 x 13	2	-	01-245-076-2283	01-245-076-2284	2,9	4
HTG 45C76DRe	76	3"		35°	5 x 11	8 x 11	5	-	01-245-076-0865	01-245-076-0866	2,9	4
HTG 45C83DRe	83	3 1/4"		35°	5 x 12	8 x 12	5	-	2000470	2000471	3,6	4
HTG 45C89A	89	3 1/2"		35°	6 x 12	9 x 12	3	-	01-245-089-1169	01-245-089-1172	3,4	2
HTG 45C89De	89	3 1/2"		35°	5 x 12	8 x 12	5	-	2000363	2000364	2,9	2
HTG 45C89AR	89	3 1/2"		35°	6 x 12	9 x 12	3	-	01-245-089-1176	01-245-089-1180	4,8	2
HTG 45C89DRe	89	3 1/2"		35°	5 x 12	8 x 12	5	-	2000113	2000114	4,7	2



HTG 45C70DRe  
HTG 45C76DRe  
HTG 45C83DRe  
HTG 45C89DRe



HTG 45C76A



HTG 45C76B



HTG 45C76De  
HTG 45C89De



HTG 45C76AR



HTG 45C76BR



HTG 45C89A



HTG 45C89AR


# RODS - LONG HOLE DRILLING

## C45

1 3/4" thread

Long Hole  
Drilling

### Extension Rod (Male/Female) - C45 (1 3/4" bit thread)

Order code	Length		Diameter D [mm]	Thread		Flushing F [mm]	Product number	Weight [kg]	Pcs/box 
	L [mm]	[ft - in]		[A]	[B]				
<b>Extension M/F Rod C45 - round 46 - C45 - FC (Fully Carburized also suitable for underground)</b>									
MF-C45-46R-C45-1525-FC	1525	5'	RND46	C45	C45	17,0	06B-07-2421	18,2	24
MF-C45-46R-C45-1830-FC	1830	6'	RND46	C45	C45	17,0	06B-07-3019	21,5	24



# C51

2" thread

## LONG HOLE DRILLING - BITS



### C51 (2") - threads

Order code	Diameter		Body	Gauge	Buttons		Flushing		Product number		Weight [kg]	Pcs/box
	[mm]	[in]			[No.]	[mm]	[No.]	[mm]	[No.]	[No.]		
HTG 51C83DRe	83	3¼"		35°	5 x 12	8 x 12	5	-	2000158	2000159	3,4	2
HTG 51C89A	89	3½"		35°	6 x 12	9 x 12	3	-	01-251-089-2104	01-251-089-2105	3,7	2
HTG 51C89De	89	3½"		35°	5 x 12	8 x 12	5	-	2000037	2000038	3,7	2
HTG 51C89AR	89	3½"		35°	6 x 12	9 x 12	3	-	01-251-089-1240	01-251-089-1243	4,3	2
HTG 51C89DRe	89	3½"		35°	5 x 12	8 x 12	5	-	01-251-089-0877	01-251-089-0878	4,3	2
HTG 51C102A	102	4"		35°	6 x 13	9 x 13	3	-	01-251-102-2063	01-251-102-2064	4,6	2
HTG 51C102De	102	4"		35°	5 x 14	8 x 14	5	-	01-251-102-0868	01-251-102-0869	4,5	2
HTG 51C102AR	102	4"		35°	6 x 13	9 x 13	3	-	01-251-102-2559	01-251-102-2732	6,2	2
HTG 51C102DRe	102	4"		35°	5 x 14	8 x 14	5	-	2000103	2000104	6,3	2



HTG 51C83DRe  
HTG 51C89DRe



HTG 51C89A



HTG 51C89De



HTG 51C89AR



HTG 51C102A



HTG 51C102De




HTG 51C102AR



HTG 51C102DRe



## Extension Rod (Male/Female) - C51 (2") bit thread

Order code	Length		Diameter D [mm]	Thread		Flushing F [mm]	Product number	Weight [kg]	Pcs/box 
	L [mm]	[ft - in]		[A]	[B]				
<b>Extension M/F Rod C51 - round 52 - C51 - FC (Fully Carburized also suitable for underground)</b>									
MF-C51-52R-C51-1525-FC	1525	5'	RND52	C51	C51	21,5	06B-07-3248	23,3	18
MF-C51-52R-C51-1830-FC	1830	6'	RND52	C51	C51	21,5	06B-07-2883	27,3	18



# CT38, CT45, CT58 & CT68 LONG HOLE DRILLING - BITS

1 1/2", 1 3/4", 2 1/4" & 2 1/16" thread



## CT38, CT45, CT58 & CT68 (1 1/2", 1 3/4", 2 1/4" & 2 1/16") - threads

Order code	Diameter		Body	Gauge	Buttons		Flushing		Product number		Weight [kg]	Pcs/box
	[mm]	[in]			[No.]	[mm]	[No.]	[No.]	[SuperDome]	[Ballistic]		
HTG 38CT64DRe	64	2 1/2"		35°	5 x 9	8 x 10	5	-	2000713	2000714	2,0	5
HTG 45CT76DRe	76	3		35°	5 x 11	8 x 11	5	-	2000715	2000716	3,0	4
HTG 45CT89DRe	89	3 1/2		35°	5 x 12	8 x 12	5	-	2000717	2000718	4,8	2
HTG 58CT89DRe	89	3 1/2		35°	5 x 12	8 x 12	5	-	2000582	2000583	4,5	2
HTG 68CT102De	102	4		35°	5 x 12	8 x 14	5	-	2000719	2000720	4,0	1
HTG 68CT102DRe	102	4		35°	5 x 14	8 x 14	5	-	2000496	2000497	5,7	1
HTG 68CT115De	115	4 1/2		35°	4 x 14 2 x 12	8 x 14	5	-	2000721	2000722	6,0	1



HTG 38CT64DRe  
HTG 45CT76DRe  
HTG 45CT89DRe  
HTG 58CT89DRe  
HTG 68CT102DRe



HTG 68CT102De



HTG 68CT115De

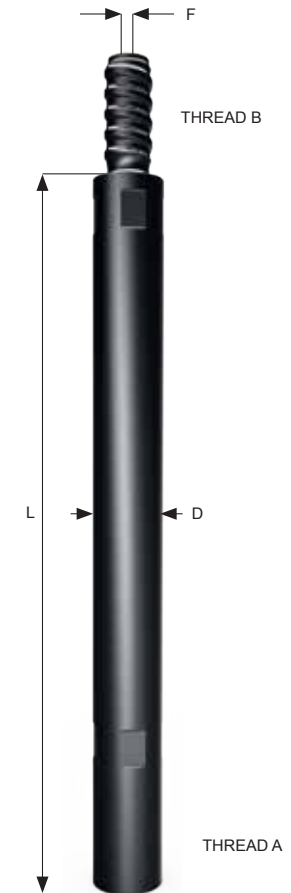
# DRILL TUBES - LONG HOLE DRILLING

# CT38, CT45, CT58 & CT68

1 1/2", 1 3/4", 2 1/4" & 2 1/16" thread

## CT38, CT45, CT58 & CT68 (1 1/2", 1 3/4", 2 1/4" & 2 1/16") - threads (shoulder drive)

Order code	Length		Diameter D [mm]	Thread		Flushing F [mm]	Product number
	L [mm]	[ft - in]		[A]	[B]		
TH Drill Tube MF CT38 056/1220	1220	4'	56	CT38	CT38	14,5	2000218
TH Drill Tube MF CT38 056/1525	1525	5'	56	CT38	CT38	14,5	2000217
TH Drill Tube MF CT38 056/1830	1830	6'	56	CT38	CT38	14,5	08-238-056-0470
TH Drill Tube MF CT45 065/1220	1220	4'	65	CT45	CT45	17	08-245-065-0716
TH Drill Tube MF CT45 065/1525	1525	5'	65	CT45	CT45	17	08-245-065-0717
TH Drill Tube MF CT45 065/1830	1830	6'	65	CT45	CT45	17	08-245-065-6802
TH Drill Tube MF CT58 076/1220	1220	4'	76	CT58	CT58	26	2000216
TH Drill Tube MF CT58 076/1525	1525	5'	76	CT58	CT58	26	2000215
TH Drill Tube MF CT58 076/1830	1830	6'	76	CT58	CT58	26	2000001
TH Drill Tube MF CT68 087/1220	1220	4'	87	CT68	CT68	30	2000214
TH Drill Tube MF CT68 087/1525	1525	5'	87	CT68	CT68	30	2000152
TH Drill Tube MF CT68 087/1830	1830	6'	87	CT68	CT68	30	2000002



Long Hole Drilling

# REAMING EQUIPMENT





## REAMING EQUIPMENT

Pilot adapters - Chisels - Reamers - Dome reamers

Please note: Face designs might vary depending on bit diameter.



Reaming  
Equipment

**Robit**

 **GÜRIŞ**



## R28

1 1/8" thread

## R32

1 1/4" thread

## RR34

1 5/16" thread

## R35

1 9/16" thread

## C38

1 1/2" thread

# REAMING EQUIPMENT - DOME REAMERS

R28 (1 1/8"), R32 (1 1/4"), RR34 (1 5/16"), R35 (1 9/16") & C38 (1 3/8") - threads

Order code	Diameter		Buttons				Flushing		Product number	Weight	
	[mm]	[in]	[mm]	[in]	[No.]	[mm]	[No.]	[mm]			[No.]
<b>Dome reamers</b>											
HTG 28R76 DOME	76	3"	35	1 3/8"	4 x 8	12 x 11	2	2	04-128-076-5149	2,1	
HTG 32R76 DOME	76	3"	40	1 5/8"	4 x 9	12 x 11	2	2	04-132-076-3890	2,1	
HTG 32R89 DOME	89	3 1/2"	40	1 5/8"	4 x 9	12 x 12	2	2	04-132-089-2265	2,8	
HTG 32R102 DOME	102	4"	40	1 5/8"	4 x 9	14 x 12	2	2	04-132-102-2268	3,4	
HTG 32R127 DOME	127	5"	40	1 5/8"	4 x 9	18 x 14	2	2	04-132-127-2938	5,5	
HTG 34RR89 DOME	89	3 1/2"	40	1 5/8"	4 x 9	12 x 12	2	2	04-K34-089-3182	2,4	
HTG 34RR102 DOME	102	4"	44	1 3/4"	4 x 10	14 x 12	2	2	04-K34-102-3523	3,7	
HTG 34RR127 DOME	127	5"	44	1 3/4"	4 x 10	18 x 14	2	2	04-k34-127-3525	5,6	
HTG 35R89 DOME	89	3 1/2"	44	1 3/4"	4 x 10	12 x 12	2	2	04-135-089-3934	2,8	
HTG 35R102 DOME	102	4"	44	1 3/4"	4 x 10	14 x 12	2	2	04-135-102-2043	3,9	
HTG 35R127 DOME	127	5"	44	1 3/4"	4 x 10	18 x 14	2	2	04-135-127-2683	5,6	
HTG 38C89 DOME	89	3 1/2"	58	2 1/4"	5 x 12	12 x 12	2	2	01-238-089-2979	3,4	
HTG 38C102 DOME	102	4"	52	2"	5 x 10	12 x 12	2	2	01-238-102-3520	4,5	
HTG 38C127 DOME	127	5"	58	2 1/4"	5 x 12	18 x 14	2	2	01-238-127-3946	6,9	
HTG 38C152 DOME	152	6"	84	3 5/16"	5 x 14	21 x 14	3	2	01-238-153-3476	10,7	

# DOME REAMERS - REAMING EQUIPMENT

**C45**

1 3/4" thread

**CT45**

1 3/4" thread

**C51**

2" thread

**CT58**


2 1/4" thread

**CT68**

2 11/16" thread

**C45 (1 3/4"), CT45 (1 3/4"), C51 (2"), CT58 (2 1/4") & CT68 (2 11/16") - threads**

Order code	Diameter		D		Buttons		Flushing		Product number	Weight			
	[mm]	[in]	[mm]	[in]	[No.]	[mm]	[No.]	[mm]			[No.]	[No.]	[No.]
<b>Dome reamers</b>													
HTG 45C102 DOME	102	4"	58	2 1/4"	5 x 10	12 x 12	2	2	2000155	5			
HTG 45C180 DOME	180	7"	73	2 7/8"	4 x 14	21 x 16	3	2	01-245-180-5212	17,9			
HTG 45C220 DOME	220	8 11/16"	100	4"	5 x 14	24 x 16	4	2	01-245-220-4250	29,2			
HTG 45CT127 DOME	127	5"	58	2 1/4"	4 x 12	18 x 14	2	2	01-245-127-5815	7,3			
HTG 45CT152 DOME	152	6"	73	2 7/8"	3 x 14	21 x 14	4	2	01-245-152-5968	12,4			
HTG 51C152 DOME	152	6"	87	3 7/16"	5 x 14	21 x 14	3	2	01-251-152-5147	12,6			
HTG 51C220 DOME	220	8 11/16"	100	4"	5 x 14	24 x 16	4	2	01-251-220-4248	29,6			
HTG 58CT152 DOME	152	6"	80	3 1/8"	5 x 14	21 x 14	3	2	01-358-152-4847	14,1			
HTG 58CT220 DOME	220	8 11/16"	140	8 1/2"	6 x 14	21 x 16	4	2	01-358-220-5788	34,3			
HTG 68CT152 DOME	152	6"	90	3 9/16"	5 x 14	21 x 14	4	2	01-368-152-4926	13,6			
HTG 68CT210 DOME	210	8 3/4"	100	4"	5 x 14	21 x 16	4	2	01-368-210-3647	25,9			



Reaming Equipment



## R32







1 ¼" thread

## R35

1 ⅜" thread

# REAMING EQUIPMENT - ADAPTERS & REAMERS

R32 (1 ¼") & R35 (1 ⅜") - threads

Order code	Buttons		Flushing		Product number		Weight
	 [No.]	 [mm]	 [No.]	 [No.]	 [SuperDome]	 [Ballistic]	[kg]
<b>Adapters</b>							
Pilot adapter R32/R32			1	2	04-132-132-0410	-	2,4
Pilot adapter R35/R35			1	2	04-135-135-0464	-	2,4
Pilot adapter R32 Chisel					06L-24-0609	-	2,5
Pilot adapter R35 Chisel					06L-24-0608	-	2,5
<b>Reamers</b>							
Reamer 89	4 x 10	8 x 12	-	-	04-012-089-0285	-	1,8
Reamer 102	4 x 12	8 x 12	-	-	04-012-102-0286	-	2,5
Reamer 127	4 x 14	8 x 14	-	-	04-012-127-0287	-	3,3
Reamer 140	5 x 14	10 x 14	-	-	04-012-140-3493	-	4,8





## NOTES

---

---

---

---

---

---

---

---

---

---

---

---

---

---

---

---

---

---

---

---

---

---

---

---




# FOREPOLING





## FOREPOLING



Forepoling









**Robit**

 **GÜRIŞ**

# RoX+ FOREPOLING - BITS



## RoX+

Order code	Casing				Ring bit				Pilot bit		Thread	Product number	
													
	[mm]	[in]	[mm]	[in]	[mm]	[in]	[mm]	[in]	[mm]	[in]			
RoX+ 76,1/4	76,1	3	4	0.157	52	2.047	90	3.543	66	2.598	R32	02-132-076-5433	02-011-076-5430
RoX+ 76,1/8	76,1	3	8	0.315	47	1.850	90	3.543	59	2.323	R32	02-132-076-0021	02-011-076-0001
RoX+ 88,9/4	88,9	3 ½	4	0.157	71	2.795	99	3.898	80	3.150	C38	02-238-088-0022	02-011-088-0003
RoX+ 88,9/8	88,9	3 ½	8	0.315	50,8	2.000	94,9	3.736	70	2.756	C38	02-238-088-6412	02-011-088-0006
RoX+ 101,6/10	101,6	4	10	0.394	65	2.559	110	4.331	79	3.110	C38	02-238-101-0026	02-011-101-0012
RoX+ 114,3/5	114,3	4 ½	5	0.197	91	3.583	128	5.039	102	4.016	C38	02-238-114-3344	02-011-114-3346
RoX 114,3/10	114,3	4 ½	10	0.394	73,5	2.894	120,3	4.736	92,5	3.642	C38	02-238-114-0028	02-011-114-0014
RoX 139,7/10	139,7	5 ½	10	0.394	94	3.701	145,7	5.736	117,5	4.626	C45	02-245-139-0032	02-011-139-0016
RoX+ 159,0/10	159,0	6 ¼	10	0.394	119	4.685	169	6.654	137	5.394	C45	02-245-159-3100	02-011-159-3103
RoX+ 168,3/10	168,3	6 ⅝	10	0.394	127	5.000	182,3	7.177	147	5.787	C45	02-245-168-0035	02-011-168-0019
RoX+ 219,1/12,7	219,1	8 ⅝	12,7	0.500	167	6.575	234,0	9,213	191	7.520	C45	02-245-219-5708	02-011-219-5706


Robit C -thread corresponds T, FI, etc.



Top Hammer pilot bit











Top Hammer ring bit





# BITS - FOREPOLING **RoX+ GFRP**

## RoX+ GFRP

Order code	Casing		Ring bit				Pilot bit		Thread	Product number			
													
	[mm]	[in]	[mm]	[in]	[mm]	[in]	[mm]	[in]					
RoX+ GFRP 76,1/8	76,1	3	8	0.315	47	1.850	90	3.543	59	2.323	R32	02-132-076-0021	02-011-076-2382
RoX+ GFRP 76,1/8	76,1	3	8	0.315	47	1.850	90	3.543	59	2.323	C35	02-235-076-5449	02-011-076-2382

Robit C -thread corresponds T, FI, etc.



Top Hammer GFRP pilot bit




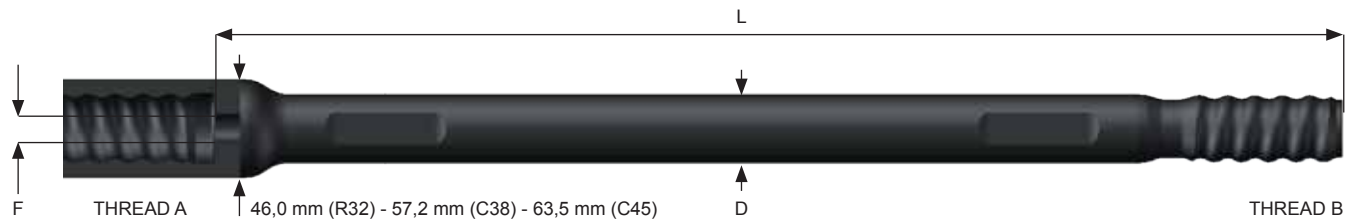
Top Hammer GFRP ring bit

Forepoling

# RoX+ FOREPOLING - RODS

## Extension Rod (Male/Female) - R32 (1 1/4"), C38 (1 1/2") and C45 (1 3/4") bit threads

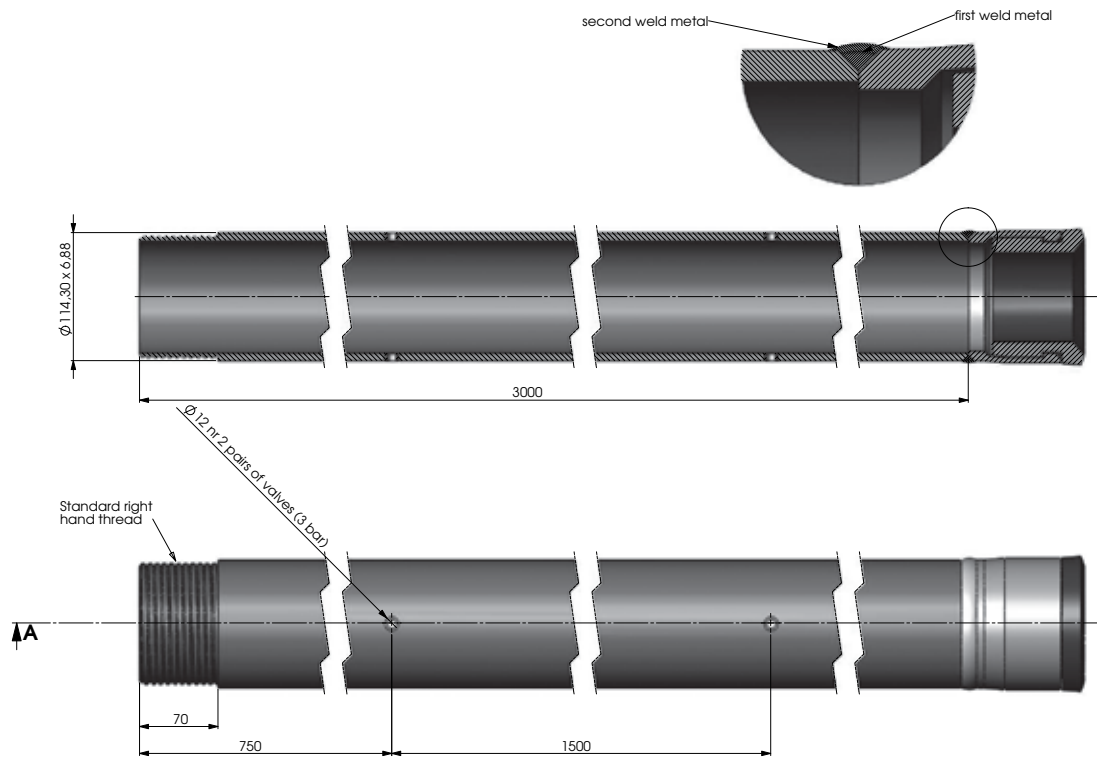
Order code	Length		Diameter D [mm]	Thread		Flushing F [mm]	Product number	Weight [kg]	Pcs/box 
	L [mm]	[ft - in]		[A]	[B]				
<b>Extension M/F Rod R32 - round 32 - R32 FC Spanner flats</b>									
MF-R32-32R-R32-3050	3050	10'	RND32	R32	R32	11,7	3000026	17,1	32
MF-R32-32R-R32-3660	3660	12'	RND32	R32	R32	11,7	3000027	20,9	32
<b>Extension M/F Rod C38 - round 39 - C38 FC Spanner flats</b>									
MF-C38-39R-C38-3050	3050	10'	RND39	C38	C38	14,5	06B-07-5556	25,6	24
MF-C38-39R-C38-3660	3660	12'	RND39	C38	C38	14,5	3000025	30,4	24
<b>Extension M/F Rod C45 - round 46 - C45 FC Spanner flats</b>									
MF-C45-46R-C45-3050	3050	10'	RND46	C45	C45	17,0	3000028	35,7	24
MF-C45-46R-C45-3660	3660	12'	RND46	C45	C45	17,0	3000029	42,5	24



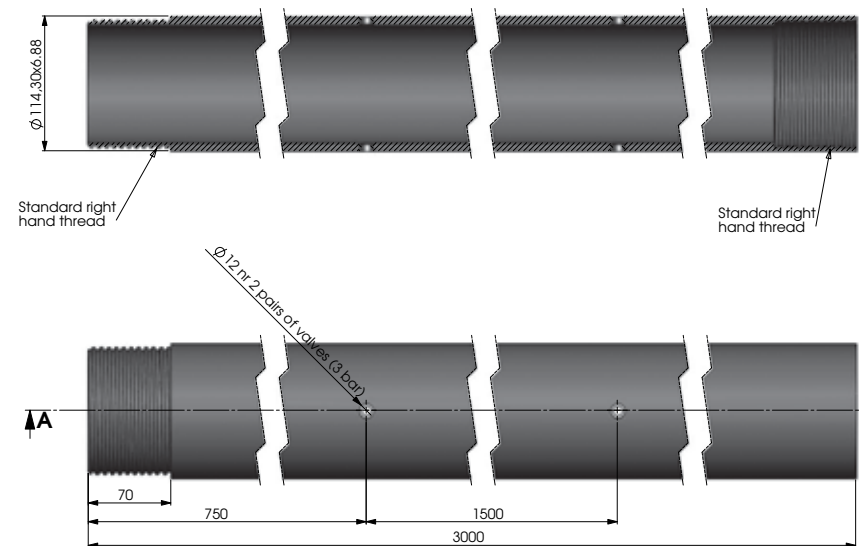
# DRILL TUBES - FOREPOLING **RoX+**

Drill Tubes - e.g. for RoX+ 114,3

## Starter Casing



## Extension Casing



Forepoling

# RoX+ FOREPOLING - DRILLING SYSTEMS

88,9/8



## Forepoling Drilling Systems - RoX+ 88,9/8

1. **RoX+ 88,9/8** (02-238-088-0024) pilot bit C38
2. **RoX+ 88,9/8 ring bit assembly & starter casing**
  - Steel casing Ø88,9/8 including RoX+ 88,9/8 ring bit assembly
  - 1 side male threaded, L=3000 mm with grouting holes + valves
3. **Extension Casing**
  - Steel casing Ø88,9/8, L=3000 mm with grouting holes + valves
  - 2 side male-female threaded, L=3000 mm
4. **Extension M/F Rod C38 - round 39 - C38**, L=3050 mm (06B-07-5556) or 3660 mm (3000025)

### Optional

5. **Grouting plug** (end cap)
  - 1 side female threaded with valve
6. **Shank adapter** for needed rig/drifter







## Forepoling Drilling Systems - RoX+ 101,6/10

1. **RoX+ 101,6/10** (02-238-101-0026) **pilot bit C38**
2. **RoX+ 101,6/10 ring bit assembly & starter casing**
  - Steel casing  $\varnothing 101,6/10$  including RoX+ 101,6/10 ring bit assembly
  - 1 side male threaded, L=3000 mm with grouting holes + valves
3. **Extension Casing**
  - Steel casing  $\varnothing 101,6/10$ , L=3000 mm with grouting holes + valves
  - 2 side male-female threaded, L=3000 mm
4. **Extension M/F Rod C38 - round 39 - C38**, L=3050 mm (06B-07-5556) or 3660 mm (3000025)

### Optional

5. **Grouting plug** (end cap)
  - 1 side female threaded with valve
6. **Shank adapter** for needed rig/drifter



Forepoling

# RoX+ FOREPOLING - DRILLING SYSTEMS

114,3/10



## Forepoling Drilling Systems - RoX+ 114,3/10

1. **RoX+ 114,3/10 (02-238-114-0028) pilot bit C38**
2. **RoX+ 114,3/10 ring bit assembly & starter casing**
  - Steel casing Ø114,3/10 including RoX+ 114,3/10 ring bit assembly
  - 1 side male threaded, L=3000 mm with grouting holes + valves
3. **Extension Casing**
  - Steel casing Ø114,3/10, L=3000 mm with grouting holes + valves
  - 2 side male-female threaded, L=3000 mm
4. **Extension M/F Rod C38 - round 39 - C38, L=3050 mm (06B-07-5556) or 3660 mm (3000025)**

### Optional

5. **Grouting plug (end cap)**
  - 1 side female threaded with valve
6. **Shank adapter for needed rig/drifter**





# DRILLING SYSTEMS - FOREPOLING **RoX+**

139,7/10

## Forepoling Drilling Systems - RoX 139,7/10

1. **RoX 139,7/10 (02-245-139-0032) pilot bit C45**
2. **RoX 139,7/10 ring bit assembly & starter casing**
  - Steel casing Ø139,7/10 including RoX 139,7/10 ring bit assembly
  - 1 side male threaded, L=3000 mm with grouting holes + valves
3. **Extension Casing**
  - Steel casing Ø139,7/10, L=3000 mm with grouting holes + valves
  - 2 side male-female threaded, L=3000 mm
4. **Extension M/F Rod C45 - round 46 - C45, L=3050 mm (3000028) or 3660 mm (3000029)**

### Optional

5. **Grouting plug (end cap)**
  - 1 side female threaded with valve
6. **Shank adapter for needed rig/drifter**



Forepoling

# RoX+ FOREPOLING - DRILLING SYSTEMS

168,3/10



## Forepoling Drilling Systems - RoX+ 168,3/10

1. **RoX+ 168,3/10 (02-251-168-0038) pilot bit C45**
2. **RoX+ 168,3/10 ring bit assembly & starter casing**
  - Steel casing Ø168,3/10 including RoX+ 168,3/10 ring bit assembly
  - 1 side male threaded, L=3000 mm with grouting holes + valves
3. **Extension Casing**
  - Steel casing Ø168,3/10, L=3000 mm with grouting holes + valves
  - 2 side male-female threaded, L=3000 mm
4. **Extension M/F Rod C45 - round 46 - C45, L=3050 mm (3000028) or 3660 mm (3000029)**

### Optional

5. **Grouting plug (end cap)**
  - 1 side female threaded with valve
6. **Shank adapter for needed rig/drifter**





## Forepoling Drilling Systems - RoX+ GFRP 76,1/8


1. **RoX+ GFRP 76,1/8 (02-132-076-0021) pilot bit R32**
2. **RoX+ GFRP 76,1/8 ring bit assembly & starter casing**
  - Fiberglass casing Ø76,1/8 including RoX+ GFRP 76,1/8 ring bit assembly
  - 1 side male threaded, L=2700 mm with grouting holes + valves
3. **Extension Casing**
  - Fiberglass casing Ø76,1/8 including steel coupling, L=3000 mm with grouting holes + valves
  - 2 side male-male threaded, L=3000 mm
4. **Extension M/F Rod R32 - round 32 - R32, L=3050 mm (3000026) or 3660 mm (3000027)**

### Optional

5. **Grouting plug (end cap)**
  - 1 side female threaded with valve
6. **Shank adapter for needed rig**



Forepoling



# SURFACE DRILLING





# SURFACE DRILLING



MEDIUM AND HARD ROCK MODEL

A, AR



ALL-ROUND MODEL

S, SR



EVOLUTION MODEL FOR HIGH FREQUENCY DRILLING

Se, SRe



EVOLUTION DROP CENTER MODEL FOR STRAIGHTER HOLES WITH MAXIMUM FLUSHING PROPERTIES

De, DRe

Please note: Face designs might vary depending on bit diameter.



Surface Drilling

**Robit**

 **GÜRIŞ**

# R32 SURFACE DRILLING - BITS

1 1/4" thread



## R32 (1 1/4") - threads

Order code	Diameter		Body	Gauge	Buttons		Flushing		Product number		Weight [kg]	Pcs/box
	[mm]	[in]			[No.]	[mm]	[No.]	[No.]	[SuperDome]	[Ballistic]		
HTG 32R51S	51	2"		35°	3 x 9	6 x 10	3	1	04-132-051-3821	04-132-051-3822	0,9	10
HTG 32R51SR	51	2"		35°	3 x 9	6 x 10	3	1	04-132-051-4590	04-132-051-4591	1,1	10
HTG 32R51Se	51	2"		35°	4 x 9	8 x 10	5	1	2000097	2000098	0,9	10
HTG 32R54S	54	2 1/8"		35°	3 x 10	6 x 10	3	1	04-132-054-5171	04-132-054-5172	0,9	10
HTG 32R57S	57	2 1/4"		35°	3 x 10	6 x 10	3	1	04-132-057-5602	04-132-057-5603	1,1	10
HTG 32R64A	64	2 1/2"		35°	4 x 10	8 x 10	2	-	04-132-064-2037	04-132-064-2038	1,5	5
HTG 32R64AR	64	2 1/2"		35°	5 x 10	8 x 10	2	1	04-132-064-2250	04-132-064-2251	2,0	5
HTG 32R64DRe	64	2 1/2"		35°	5 x 9	8 x 10	4	-	2000685	2000686	2,0	5



HTG 32R51S  
HTG 32R54S  
HTG 32R57S



HTG 32R51SR



HTG 32R51Se



HTG 32R64A




HTG 32R64AR

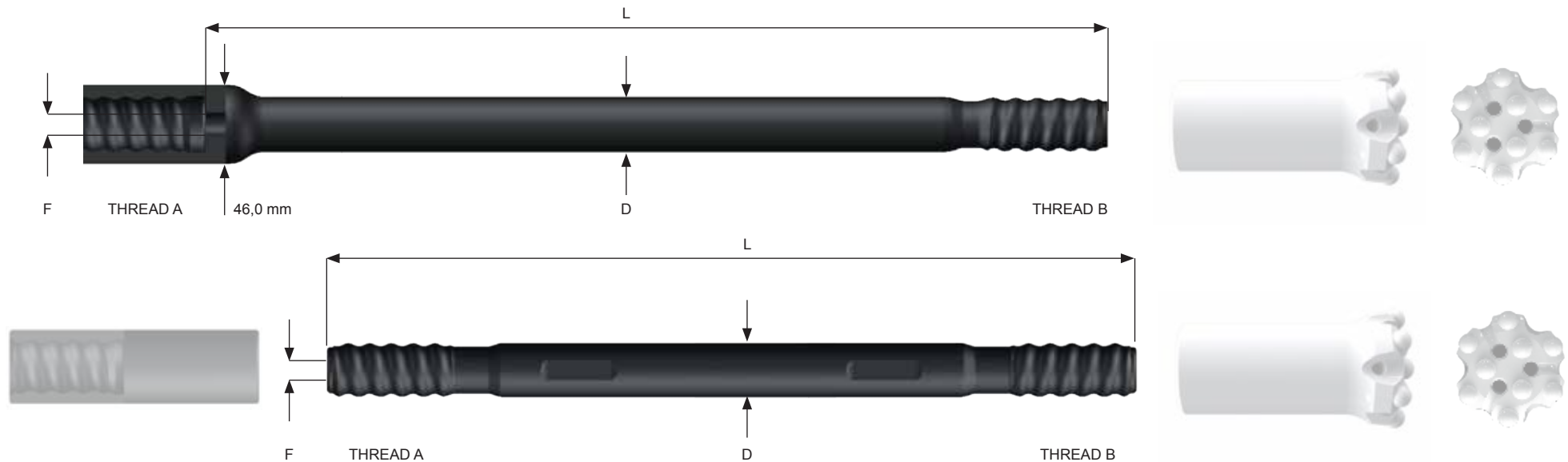


HTG 32R64DRe



## Extension Rod (Male/Female & Male/Male) - R32 (1 1/4") bit thread

Order code	Length		Diameter D [mm]	Thread		Flushing F [mm]	Product number	Weight [kg]	Pcs/box 
	L [mm]	[ft - in]		[A]	[B]				
<b>Extension M/F Rod R32 - round 32 - R32</b>									
MF-R32-32R-R32-3050	3050	10'	RND32	R32	R32	11,7	06B-07-2877	17,1	32
MF-R32-32R-R32-3660	3660	12'	RND32	R32	R32	11,7	06B-07-2492	20,9	32
<b>Extension M/M Rod R32 - round 32 - R32</b>									
MM-R32-32R-R32-3050	3050	10'	RND32	R32	R32	11,7	06A-07-3241	16,5	50
MM-R32-32R-R32-3660	3660	12'	RND32	R32	R32	11,7	06A-07-3242	19,8	50



Surface  
Drilling

# C38 SURFACE DRILLING - BITS

1 1/2" thread



## C38 (1 1/2") - threads

Order code	Diameter		Body	Gauge	Buttons		Flushing		Product number		Weight [kg]	Pcs/box
	[mm]	[in]			[No.]	[mm]	[No.]	[No.]	[SuperDome]	[Ballistic]		
HTG 38C64A	64	2 1/2"		35°	4 x 10	8 x 11	2	-	01-238-064-2244	01-238-064-2245	1,6	5
HTG 38C64De	64	2 1/2"		35°	5 x 9	8 x 10	5	-	2000452	2000453	1,6	5
HTG 38C64DRe	64	2 1/2"		35°	5 x 9	8 x 10	5	-	01-238-064-0864	01-238-064-0865	1,9	5
HTG 38C70De	70	2 3/4"		35°	5 x 10	8 x 10	5	-	2000687	2000688	1,9	4
HTG 38C70DRe	70	2 3/4"		35°	5 x 10	8 x 10	5	-	2000689	2000690	2,6	4
HTG 38C76A	76	3"		35°	5 x 10	8 x 10	3	-	01-238-076-2048	01-238-076-2049	2,2	4
HTG 38C76De	76	3"		35°	5 x 11	8 x 11	5	-	2000449	2000450	2,4	4
HTG 38C76AR	76	3"		35°	5 x 10	8 x 10	3	-	01-238-076-2157	01-238-076-2158	3,3	4
HTG 38C76DRe	76	3"		35°	5 x 11	8 x 11	5	-	2000446	2000447	3,2	4
HTG 38C89A	89	3 1/2"		35°	6 x 12	9 x 12	3	-	01-238-089-2192	01-238-089-2193	2,8	2
HTG 38C89De	89	3 1/2"		35°	5 x 12	8 x 12	5	-	2000691	2000692	3,2	2
HTG 38C89DRe	89	3 1/2"		35°	5 x 12	8 x 12	5	-	2000693	2000694	4,3	2



HTG 38C64A



HTG 38C64De  
HTG 38C70De  
HTG 38C76De  
HTG 38C89De



HTG 38C64DRe  
HTG 38C70DRe  
HTG 38C76DRe  
HTG 38C89DRe



HTG 38C76A



HTG 38C76AR




HTG 38C89A

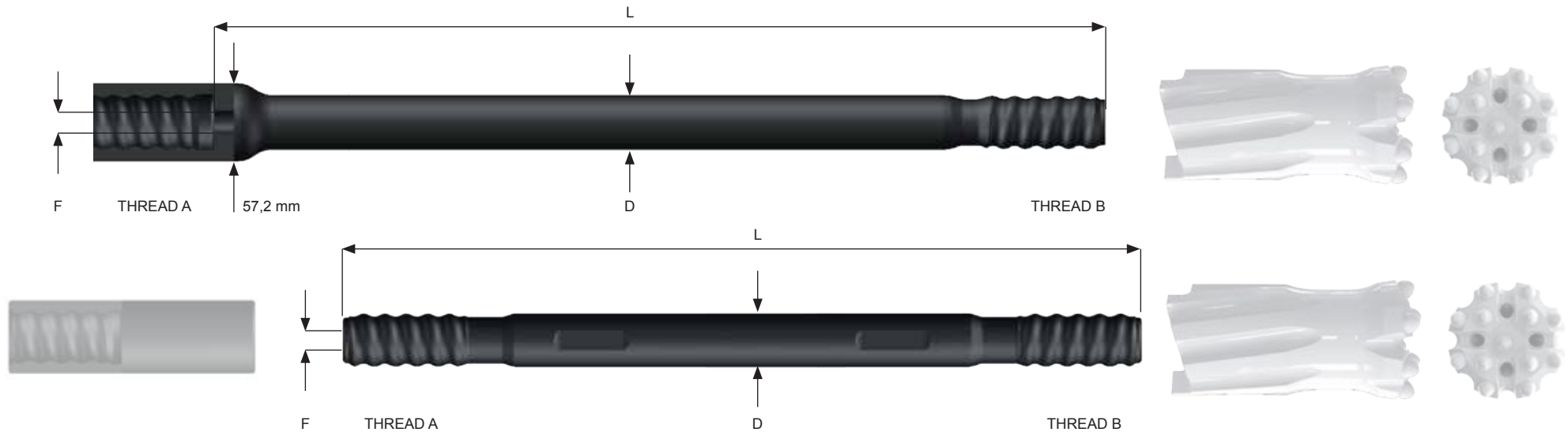
# RODS - SURFACE DRILLING

## C38

1 1/2" thread

### Extension Rod (Male/Female & Male/Male) - C38 (1 1/2") bit thread

Order code	Length		Diameter D [mm]	Thread		Flushing F [mm]	Product number	Weight [kg]	Pcs/box 
	L [mm]	[ft - in]		[A]	[B]				
<b>Extension M/F Rod C38 - round 39 - C38</b>									
MF-C38-39R-C38-3050	3050	10'	RND39	C38	C38	14,5	06B-07-2199	25,6	24
MF-C38-39R-C38-3660	3660	12'	RND39	C38	C38	14,5	06B-07-2491	30,4	24
MF-C38-39R-C38-4265	4265	14'	RND39	C38	C38	14,5	06B-07-3243	35,2	24
<b>Extension M/M Rod C38 - round 39 - C38</b>									
MM-C38-39R-C38-3050	3050	10'	RND39	C38	C38	14,5	06A-07-0492	24,3	50
MM-C38-39R-C38-3660	3660	12'	RND39	C38	C38	14,5	06A-07-0491	29,2	40



Surface  
Drilling

**Robit**

 **GÜRİŞ**

# C45 SURFACE DRILLING - BITS

1 3/4" thread



## C45 (1 3/4") - threads

Order code	Diameter		Body	Gauge	Buttons		Flushing		Product number		Weight [kg]	Pcs/box
	[mm]	[in]			[No.]	[mm]	[No.]	[No.]	[No.]	[SuperDome]		
HTG 45C70DRe	70	2 3/4"		35°	5 x 10	8 x 10	5	-	2000695	2000696	2,5	4
HTG 45C76A	76	3"		35°	5 x 10	9 x 10	3	-	01-245-076-2350	01-245-076-2351	2,5	4
HTG 45C76B	76	3"		35°	4 x 12	8 x 13	2	-	01-245-076-2081	01-245-076-2082	2,6	4
HTG 45C76De	76	3"		35°	5 x 11	8 x 11	5	-	2000443	2000444	2,6	4
HTG 45C76AR	76	3"		35°	5 x 10	9 x 10	3	-	01-245-076-2168	01-245-076-2169	2,9	4
HTG 45C76BR	76	3"		35°	4 x 12	8 x 13	2	-	01-245-076-2283	01-245-076-2284	2,9	4
HTG 45C76DRe	76	3"		35°	5 x 11	8 x 11	5	-	01-245-076-0865	01-245-076-0866	2,9	4
HTG 45C83DRe	83	3 1/4"		35°	5 x 12	8 x 12	5	-	2000470	2000471	3,6	4



HTG 45C70DRe  
HTG 45C76DRe  
HTG 45C83DRe



HTG 45C76A



HTG 45C76B



HTG 45C76De



HTG 45C76AR











HTG 45C76BR

# BITS - SURFACE DRILLING

## C45

1 3/4" thread

### C45 (1 3/4") - threads

Order code	Diameter		Body	Gauge	Buttons				Flushing		Product number		Weight [kg]	Pcs/box
	[mm]	[in]			[No.]	[mm]	[No.]	[mm]	[No.]	[No.]	[SuperDome]	[Ballistic]		
HTG 45C89A	89	3 1/2"		35°	6 x 12	9 x 12	3	-	01-245-089-1169	01-245-089-1172	3,4	2		
HTG 45C89De	89	3 1/2"		35°	5 x 12	8 x 12	5	-	2000363	2000364	2,9	2		
HTG 45C89AR	89	3 1/2"		35°	6 x 12	9 x 12	3	-	01-245-089-1176	01-245-089-1180	4,8	2		
HTG 45C89DRe	89	3 1/2"		35°	5 x 12	8 x 12	5	-	2000113	2000114	4,7	2		
HTG 45C102A	102	4"		35°	6 x 13	9 x 13	3	-	01-245-102-2554	01-245-102-2556	4,4	2		
HTG 45C102De	102	4"		35°	5 x 14	8 x 14	5	-	2000699	2000700	4,6	2		
HTG 45C102DRe	102	4"		35°	5 x 14	8 x 14	5	-	2000701	2000702	6,7	2		
HTG 45C115DRe	115	4 1/2"		35°	2 x 12 4 x 14	8 x 14	5	-	2000703	2000704	8,4	2		



HTG 45C89A



HTG 45C89De



HTG 45C89AR



HTG 45C89DRe



HTG 45C102A



HTG 45C102De



HTG 45C102DRe




HTG 45C115DRe

# C45 SURFACE DRILLING - RODS

1 3/4" thread

## Extension Rod (Male/Female) - C45 (1 3/4") bit thread

Order code	Length		Diameter D [mm]	Thread		Flushing F [mm]	Product number	Weight [kg]	Pcs/box 
	L [mm]	[ft - in]		[A]	[B]				
<b>Extension M/F Rod C45 - round 46 - C45</b>									
MF-C45-46R-C45-3050	3050	10'	RND46	C45	C45	17,0	06B-07-2882	35,7	24
MF-C45-46R-C45-3660	3660	12'	RND46	C45	C45	17,0	06B-07-0501	42,5	24
MF-C45-46R-C45-4265	4265	14'	RND46	C45	C45	17,0	06B-07-2912	49,5	24
MF-C45-46R-C45-6095	6095	20'	RND46	C45	C45	17,0	06B-07-3244	69,0	16




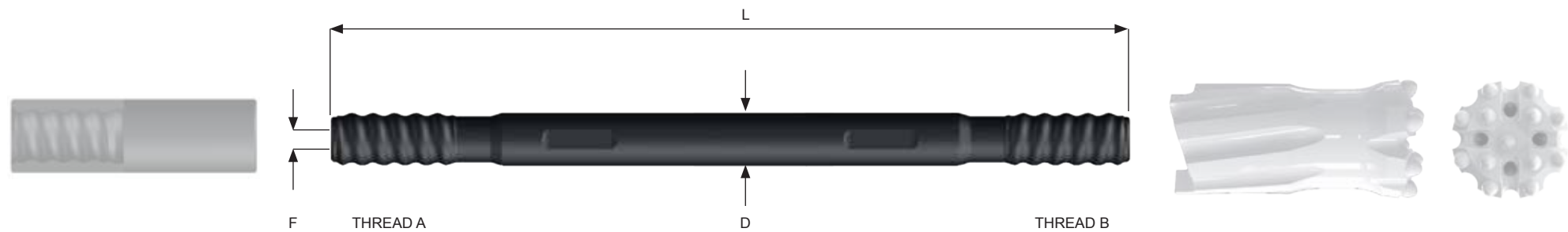
# RODS - SURFACE DRILLING

## C45

1 3/4" thread

### Extension Rod (Male/Male) - C45 (1 3/4") bit thread

Order code	Length		Diameter D [mm]	Thread		Flushing F [mm]	Product number	Weight [kg]	Pcs/box 
	L [mm]	[ft - in]		[A]	[B]				
<b>Extension M/M Rod C45 - round 46 - C45</b>									
MM-C45-46R-C45-3050	3050	10'	RND46	C45	C45	17,0	06A-07-0489	33,6	30
MM-C45-46R-C45-3660	3660	12'	RND46	C45	C45	17,0	06A-07-2905	40,4	30
MM-C45-46R-C45-4265	4265	14'	RND46	C45	C45	17,0	06A-07-2906	47,1	25



Surface  
Drilling

# C51

## SURFACE DRILLING - BITS

2" thread



### C51 (2") - threads

Order code	Diameter		Body	Gauge	Buttons		Flushing		Product number		Weight [kg]	Pcs/box
	[mm]	[in]			[No.]	[mm]	[No.]	[No.]	[No.]	[SuperDome]		
HTG 51C83DRe	83	3¼"		35°	5 x 12	8 x 12	5	-	2000158	2000159	3,4	2
HTG 51C89A	89	3½"		35°	6 x 12	9 x 12	3	-	01-251-089-2104	01-251-089-2105	3,7	2
HTG 51C89De	89	3½"		35°	5 x 12	8 x 12	5	-	2000037	2000038	3,7	2
HTG 51C89AR	89	3½"		35°	6 x 12	9 x 12	3	-	01-251-089-1240	01-251-089-1243	4,3	2
HTG 51C89DRe	89	3½"		35°	5 x 12	8 x 12	5	-	01-251-089-0877	01-251-089-0878	4,3	2
HTG 51C102A	102	4"		35°	6 x 13	9 x 13	3	-	01-251-102-2063	01-251-102-2064	4,6	2
HTG 51C102De	102	4"		35°	5 x 14	8 x 14	5	-	01-251-102-0868	01-251-102-0869	4,5	2
HTG 51C102AR	102	4"		35°	6 x 13	9 x 13	3	-	01-251-102-2559	01-251-102-2732	6,2	2
HTG 51C102DRe	102	4"		35°	5 x 14	8 x 14	5	-	2000103	2000104	6,3	2



HTG 51C83DRe  
HTG 51C89DRe



HTG 51C89A



HTG 51C89De



HTG 51C89AR



HTG 51C102A



HTG 51C102De



HTG 51C102AR










HTG 51C102DRe



# BITS - SURFACE DRILLING

**C51**  
2" thread

## C51 (2") - threads

Order code	Diameter		Body	Gauge	Buttons		Flushing		Product number		Weight [kg]	Pcs/box
	[mm]	[in]			[No.]	[mm]	[No.]	[mm]	[No.]	[No.]		
HTG 51C115A	115	4½"		35°	7 x 14	10 x 14	3	-	01-251-115-2110	01-251-115-2111	5,9	2
HTG 51C115De	115	4½"		35°	2 x 12 4 x 14	8 x 14	5	-	2000346	2000345	5,7	2
HTG 51C115AR	115	4½"		35°	7 x 14	10 x 14	3	-	01-251-115-2346	01-251-115-2347	8,1	2
HTG 51C115DRe	115	4½"		35°	2 x 12 4 x 14	8 x 14	5	-	2000356	2000357	8,0	2
HTG 51C127De	127	5"		35°	4 x 12 4 x 16	8 x 16	5	-	2000705	2000706	8,1	2
HTG 51C127AR	127	5"		35°	8 x 14	10 x 14	3	-	01-251-127-2316	01-251-127-2317	9,6	2
HTG 51C127DRe	127	5"		35°	4 x 12 4 x 16	8 x 16	5	-	2000707	2000708	10,2	2



HTG 51C115A



HTG 51C115De



HTG 51C115AR



HTG 51C115DRe



HTG 51C127De



HTG 51C127AR




HTG 51C127DRe

Surface  
Drilling

# C51 SURFACE DRILLING - RODS


2" thread

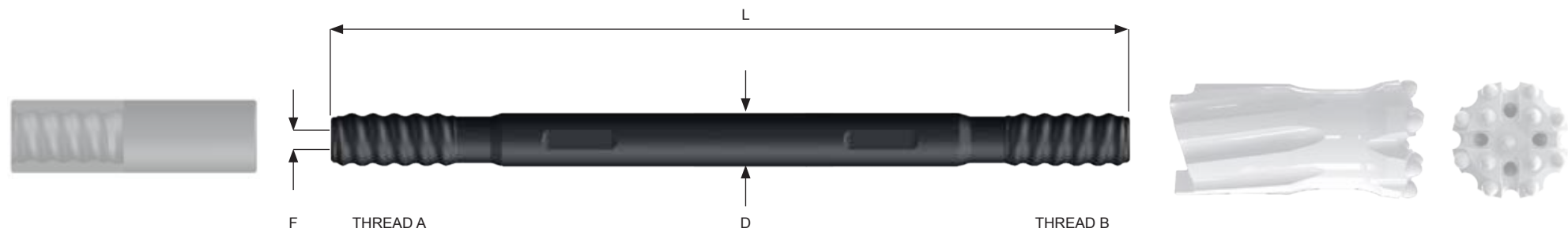
## Extension Rod (Male/Female) - C51 (2") bit thread

Order code	Length		Diameter D [mm]	Thread		Flushing F [mm]	Product number	Weight [kg]	Pcs/box 
	L [mm]	[ft - in]		[A]	[B]				
<b>Extension M/F Rod C51 - round 52 - C51</b>									
MF-C51-52R-C51-3660	3660	12'	RND52	C51	C51	21,5	06B-07-0500	52,5	18
MF-C51-52R-C51-4265	4265	14'	RND52	C51	C51	21,5	06B-07-2884	61,0	18
MF-C51-52R-C51-6095	6095	20'	RND52	C51	C51	21,5	06B-07-3245	85,6	12



## Extension Rod (Male/Male) - C51 (2") bit thread

Order code	Length		Diameter D [mm]	Thread		Flushing F [mm]	Product number	Weight [kg]	Pcs/box 
	L [mm]	[ft - in]		[A]	[B]				
<b>Extension M/M Rod C51 - round 52 - C51</b>									
MM-C51-52R-C51-3660	3660	12'	RND52	C51	C51	21,5	06A-07-2536	49,8	25
MM-C51-52R-C51-4265	4265	14'	RND52	C51	C51	21,5	06A-07-2909	58,1	20
MM-C51-52R-C51-6095	6095	20'	RND52	C51	C51	21,5	06A-07-3246	83,5	15



# RG60 SURFACE DRILLING - BITS

2 1/3" thread



## RG60 (2 1/3") - threads

Order code	Diameter		Body	Gauge	Buttons		Flushing		Product number		Weight [kg]	Pcs/box
	[mm]	[in]			[No.]	[mm]	[No.]	[No.]	[No.]	[SuperDome]		
HTG 60RG92AR	92	3 3/8"		35°	6 x 12	9 x 12	3	-	01-460-092-0081	01-460-092-0082	5,8	2
HTG 60RG95AR	95	3 3/4"		35°	6 x 12	9 x 12	3	-	01-460-095-1375	01-460-095-1376	6,2	2
HTG 60RG95DRe	95	3 3/4"		35°	5 x 13	8 x 13	5	-	2000163	2000164	6,2	2
HTG 60RG102A	102	4"		35°	6 x 13	9 x 13	3	-	01-460-102-2562	01-460-102-3395	7,0	2
HTG 60RG102De	102	4"		35°	5 x 14	8 x 14	5	-	2000408	2000409	6,9	2
HTG 60RG102AR	102	4"		35°	6 x 13	9 x 13	3	-	01-460-102-2204	01-460-102-2205	7,2	2
HTG 60RG102DRe	102	4"		35°	5 x 14	8 x 14	5	-	2000110	2000111	7,4	2
HTG 60RG115AR	115	4 1/2"		35°	6 x 14	9 x 16	3	-	01-460-115-5606	01-460-115-5607	10,0	2
HTG 60RG115DRe	115	4 1/2"		35°	2 x 12 4 x 14	8 x 14	5	-	2000433	2000432	9,5	2



HTG 60RG92AR  
HTG 60RG95AR



HTG 60RG95DRe  
HTG 60RG102DRe



HTG 60RG102A



HTG 60RG102De



HTG 60RG102AR  
HTG 60RG115AR










HTG 60RG115DRe

# BITS - SURFACE DRILLING **RG60**

2 1/3" thread

## RG60 (2 1/3") - threads

Order code	Diameter		Body	Gauge	Buttons				Flushing		Product number		Weight [kg]	Pcs/box
	[mm]	[in]			[No.]	[mm]	[No.]	[mm]	[No.]	[No.]	[SuperDome]	[Ballistic]		
HTG 60RG127A	127	5"		35°	8 x 14	10 x 14	3	-	01-460-127-2568	01-460-127-3035	8,7	2		
HTG 60RG127AR	127	5"		35°	8 x 14	10 x 14	3	-	01-460-127-2570	01-460-127-3037	11,8	2		
HTG 60RG127DRe	127	5"		35°	4 x 12 4 x 16	8 x 16	5	-	2000709	2000710	12,0	2		
HTG 60RG140A	140	5 1/2"		35°	10 x 14	12 x 16	3	-	01-460-140-2571	01-460-140-3399	10,7	2		
HTG 60RG140AR	140	5 1/2"		35°	10 x 14	12 x 16	3	-	01-460-140-2573	01-460-140-3401	15,2	2		
HTG 60RG140DRe	140	5 1/2"		35°	4 x 14 4 x 16	8 x 16	5	-	2000536	2000537	14,7	2		
HTG 60RG152De	152	6"		35°	4 x 14 4 x 16	8 x 16	5	-	2000711	2000712	13,2	2		



HTG 60RG127A



HTG 60RG127AR



HTG 60RG127DRe



HTG 60RG140A



HTG 60RG140AR



HTG 60RG140DRe




HTG 60RG152De

# RG60 SURFACE DRILLING - RODS

2 1/3" thread

## Extension Rod (Male/Female) - RG60 (2 1/3") bit thread

Order code	Length		Diameter D [mm]	Thread		Flushing F [mm]	Product number	Weight [kg]	Pcs/box 
	L [mm]	[ft - in]		[A]	[B]				
<b>Extension M/F Rod RG60 - round 60 - RG60 (for bits from 96 mm)</b>									
MF-RG60-60R-RG60-3660	3660	12'	RND60	RG60	RG60	22,5	06B-07-3358	74,1	12
MF-RG60-60R-RG60-4265	4265	14'	RND60	RG60	RG60	22,5	06B-07-0502	85,7	12
MF-RG60-60R-RG60-6095	6095	20'	RND60	RG60	RG60	22,5	06B-07-3359	120,5	10



## NOTES

---

---

---

---

---

---

---

---

---

---

---

---

---

---

---

---

# SHANK ADAPTERS





## SHANK ADAPTERS

For drifters of manufacturer:

Epiroc · Furukawa · Gardner-Denver · Ingersoll-Rand · Montabert · Sandvik



**Robit**

 **GÜRIŞ**



# SHANK ADAPTERS

## Index

### Epiroc

BBC 43, 44, 45 and 100	91
BBC 51, 52, 54 and 120	91
BBE 57	91
COP 125, 130 and 131	91
COP 1036/1238/1038 HB	92
COP 1038 HD/1238	92
COP 1038 HL/1238	92
COP 1132	92
COP 1140, 1435	93
COP 1238	93
COP 1432, 1532, 1440, 1838 HD/ME	93
COP 1550 EX, COP 1838 EX	94
COP 1550, COP 1838 ME/ HE	94
COP 1838 MUX/HUX	94
COP 1840 HE, COP 1850	94
COP 1840 HEX, COP 1850 EX	95
COP 2150, COP 2550	95
COP 2160, COP 2560	95
COP 2160 EX, COP 2560 EX	95
COP 3038	96
COP 3038HE	96

### Furukawa

PD 200	98
PD 200R	98
HD 300	98
HD 609	98
HD 609RP	99
HD 612	99
HD 709	99
HD 709RP	99
HD 712	100
HD 712RP	100
HD 715	100
HD 715RP	100

### Gadner-Denver

HPR 1 H	101
HPR 2	101
HPR 5123	101
HPR 6030	101

### Ingersoll-Rand

URD 475, 550, VL120, EVL 130, VL140 & F16	102
YH 65, 70, 80, 8019	102
YH 65 RP, 70 RP, 75 RP & 80 RP	102
YH 70 A	102
YH 80 A	103

### Montabert

HC 20(F)	104
HC 25(F)	104
HC40 (female)	104
HC 40, 50	104
HC 80, HC 90, HC 105	105
HC 80RP	105
HC 95RP	105
HC 108	105
HC 110	106
HC 120, 150	106
HC 120RP, 150RP, 155RP, 158RP	106
HC 200	107
HC 200A	107
HC 200RP	107

### Sandvik

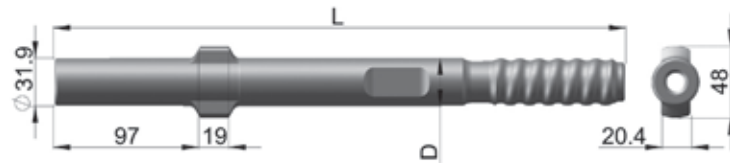
HL300	108
HL 300S	108
L400, 410, 500, 510 & 550	108
HLR 438LS, 438TS, HL 538, HL538L, L550S	108
HL 500 S-38 / 510 S-38 / 510 B / 510 LH	109
HL 500-45 / 510-45	109
HL 550 SUPER / 560 SUPER / 510 S-45	109
HLX 5 / HLX 5T	109
HL 600-45 / 600 S-45	110
HL 600-52	110
HL 650-45 / 700-45 / 700T-45 / 710-45 / 800T-45	110
HL 650-52 / 700-52 / PE-52 / S-52 / 710-52 / S-52 / PE-52 / SPE-52 / 800T-52 / PE-52	110
HL 1000-52 / 1000 S-52	111
HL 1000-60	111
HL 1000 PE-65 / HL 1500 PE-65 / HL 1560 T-65	111
HL 1500-52 / 1500 T-52	111
HL 1500-60 / 1500 T-60	112
L 1500-80 / 1500 T-80	112
RD 314 (female)	112
RD 525	112

# EPIROC - SHANK ADAPTERS

**BBC**  
**BBE**  
**COP**

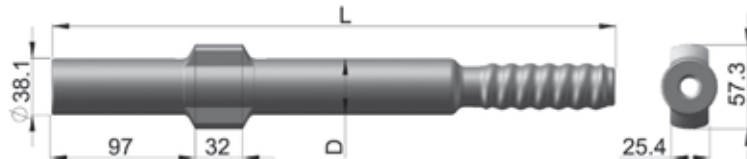
## BBC 43, 44, 45 and 100

Flushing	Thread	Length L	Diameter D	Product number	Weight
[mm]		[mm]	[mm]		[kg]
10	R32	380	32	06F-07-3187	1,9



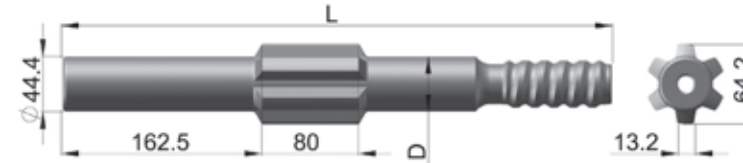
## BBC 51, 52, 54 and 120

Flushing	Thread	Length L	Diameter D	Product number	Weight
[mm]		[mm]	[mm]		[kg]
10	R32	380	38	06F-07-3188	2,6
10	C38	390	38	06F-07-3189	3,1



## BBE 57

Flushing	Thread	Length L	Diameter D	Product number	Weight
[mm]		[mm]	[mm]		[kg]
14	C38	538	44,4	06F-07-3190	5,3



## COP 125, 130 and 131

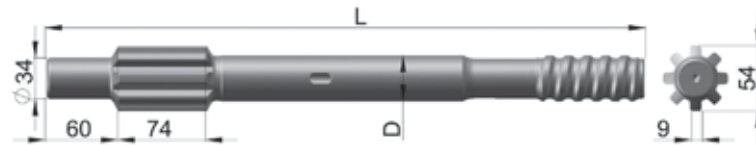
Flushing	Thread	Length L	Diameter D	Product number	Weight
[mm]		[mm]	[mm]		[kg]
14	C38	380	38	06F-07-3191	3,0



# COP SHANK ADAPTERS - EPIROC

## COP 1036/1238/1038 HB

Flushing	Thread	Length L	Diameter D	Product number	Weight
[mm]		[mm]	[mm]		[kg]
-	R32	500	38	06F-07-2820	4,0
-	C38	500	38	06F-07-2822	4,4
-	C45	500	45	06F-07-2823	5,0



## COP 1038 HL/1238

Flushing	Thread	Length L	Diameter D	Product number	Weight
[mm]		[mm]	[mm]		[kg]
-	C38	575	38	06F-07-2829	4,9



## COP 1038 HD/1238

Flushing	Thread	Length L	Diameter D	Product number	Weight
[mm]		[mm]	[mm]		[kg]
-	R38	485	38	06F-07-2720	4,2
-	C38	485	38	06F-07-2430	4,2



## COP 1132


Flushing	Thread	Length L	Diameter D	Product number	Weight
[mm]		[mm]	[mm]		[kg]
-	R32	410	35	06F-07-3118	2,5
-	R32	500	35	3000019	3,1



# EPIROC - SHANK ADAPTERS COP

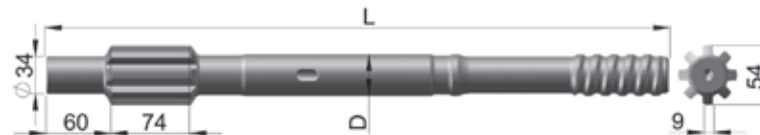
## COP 1140, 1435

Flushing	Thread	Length L	Diameter D	Product number	Weight
[mm]		[mm]	[mm]		[kg]
-	R32	410	35	3000038	2,8



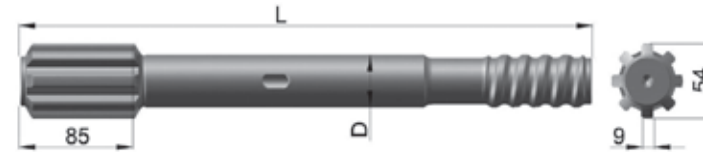
## COP 1238

Flushing	Thread	Length L	Diameter D	Product number	Weight
[mm]		[mm]	[mm]		[kg]
-	C38	575	45	06F-07-2833	4,9
-	C45	575	45	06F-07-2834	5,8



## COP 1432, 1532, 1440, 1838 HD/ME

Flushing	Thread	Length L	Diameter D	Product number	Weight
[mm]		[mm]	[mm]		[kg]
-	R32	435	38	06F-07-2431	3,6
-	R38	435	38	06F-07-2719	3,9
-	C38	435	38	06F-07-0487	3,9



## COP 1432, 1532, 1440, 1838 HD/ME


Flushing	Thread	Length L	Diameter D	Product number	Weight
[mm]		[mm]	[mm]		[kg]
-	R32	525	38	06F-07-2432	4,5
-	C38	525	38	06F-07-2662	5,7
-	R38	525	38	06F-07-2835	4,7



# COP SHANK ADAPTERS - EPIROC

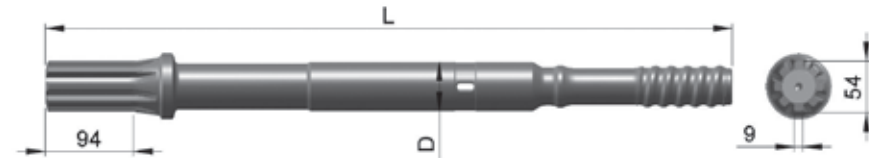
## COP 1550 EX, COP 1838 EX

Flushing	Thread	Length L	Diameter D	Product number	Weight
[mm]		[mm]	[mm]		[kg]
-	C38	730	60	06F-07-3196	9,8
-	C45	730	60	06F-07-3197	10,2



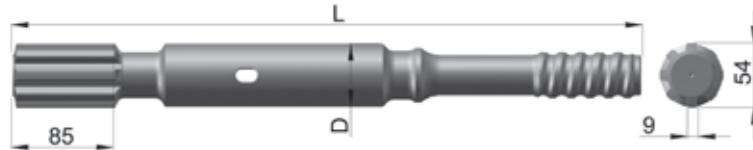
## COP 1838 MUX/HUX

Flushing	Thread	Length L	Diameter D	Product number	Weight
[mm]		[mm]	[mm]		[kg]
-	C45	730	52	06F-07-6553	10,3




## COP 1550, COP 1838 ME/ HE

Flushing	Thread	Length L	Diameter D	Product number	Weight
[mm]		[mm]	[mm]		[kg]
-	C38	525	52	06F-07-2838	5,9
-	C45	525	52	06F-07-2337	6,1
-	C51	525	52	06F-07-2839	6,5



## COP 1840 HE, COP 1850

Flushing	Thread	Length L	Diameter D	Product number	Weight
[mm]		[mm]	[mm]		[kg]
-	C38	565	52	06F-07-2840	6,5
-	C45	565	52	06F-07-2841	6,9
-	C51	565	52	06F-07-0472	7,1



# EPIROC - SHANK ADAPTERS COP

## COP 1840 HEX, COP 1850 EX

Flushing	Thread	Length L	Diameter D	Product number	Weight
[mm]		[mm]	[mm]		[kg]
-	C38	770	60	06F-07-4685	11,0
-	C45	770	60	06F-07-2740	10,9
-	C51	770	60	06F-07-3373	11,2



## COP 2160, COP 2560

Flushing	Thread	Length L	Diameter D	Product number	Weight
[mm]		[mm]	[mm]		[kg]
-	C45	770	60	06F-07-6890	11,6
-	C51	770	60	06F-07-6499	12,1



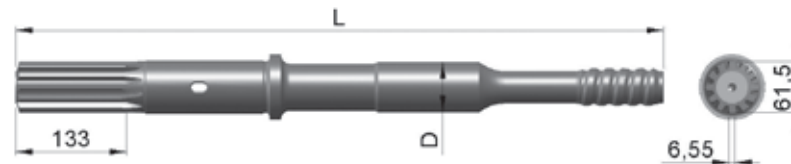
## COP 2150, COP 2550

Flushing	Thread	Length L	Diameter D	Product number	Weight
[mm]		[mm]	[mm]		[kg]
-	C51	770	52	06F-07-3374	9,9



## COP 2160 EX, COP 2560 EX

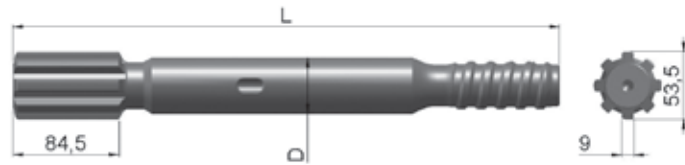
Flushing	Thread	Length L	Diameter D	Product number	Weight
[mm]		[mm]	[mm]		[kg]
-	C45	770	63	06F-07-3375	13,3
-	C51	770	63	06F-07-3376	13,5



# COP SHANK ADAPTERS - EPIROC

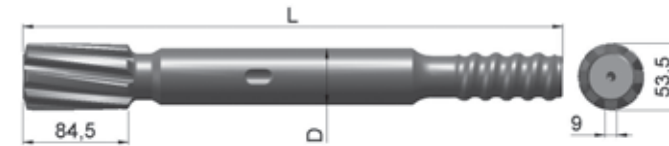
## COP 3038

Flushing	Thread	Length L [mm]	Diameter D [mm]	Product number	Weight [kg]
-	C38	435	45	06F-07-5599	5,1
-	C38	525	45	06F-07-5600	5,3



## COP 3038HE

Flushing	Thread	Length L [mm]	Diameter D [mm]	Product number	Weight [kg]
-	C38	435	45	06F-07-5752	4,5





## NOTES

---

---

---

---

---

---

---

---

---

---

---

---

---

---

---

---

---

---

---

---

---

---

---


---

# PD HD

## SHANK ADAPTERS - FURUKAWA

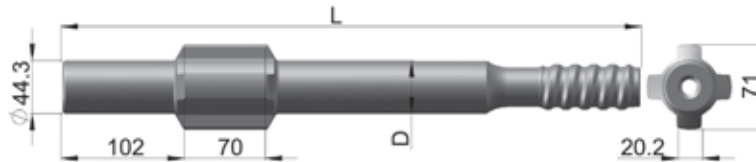
### PD 200

Flushing	Thread	Length L	Diameter D	Product number	Weight
[mm]		[mm]	[mm]		[kg]
14	C38	380	44,5	06F-07-3199	3,7
14	C38	446	44,5	06F-07-0480	4,5




### PD 200R

Flushing	Thread	Length L	Diameter D	Product number	Weight
[mm]		[mm]	[mm]		[kg]
14	C38	485	44	06F-07-0478	4,8



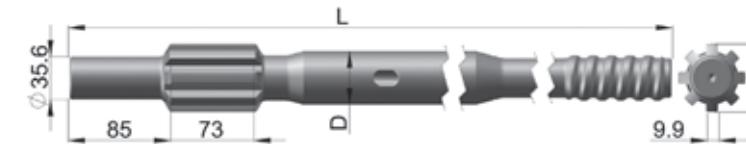
### HD 300

Flushing	Thread	Length L	Diameter D	Product number	Weight
[mm]		[mm]	[mm]		[kg]
16	C38	655	45	06F-07-3200	6,2
16	C45	655	45	06F-07-3201	6,5



### HD 609

Flushing	Thread	Length L	Diameter D	Product number	Weight
[mm]		[mm]	[mm]		[kg]
-	C38	620	45	06F-07-2844	6,0
-	C38	690	45	06F-07-3202	6,4
-	C45	620	45	06F-07-2845	6,6



# FURUKAWA - SHANK ADAPTERS

**HD**

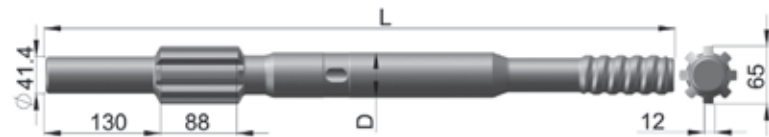
## HD 609RP

Flushing	Thread	Length L	Diameter D	Product number	Weight
[mm]		[mm]	[mm]		[kg]
-	C38	865	44,8	06F-07-4954	8,4
-	C45	865	44,8	06F-07-4956	9,0



## HD 612

Flushing	Thread	Length L	Diameter D	Product number	Weight
[mm]		[mm]	[mm]		[kg]
-	C45	710	50,8	06F-07-2742	8,7
-	C51	710	50,8	06F-07-4562	9,9



## HD 709

Flushing	Thread	Length L	Diameter D	Product number	Weight
[mm]		[mm]	[mm]		[kg]
-	C38	620	45	06F-07-2846	6,1
-	C38	590	45	06F-07-4968	6,0
-	C45	590	45	06F-07-4969	6,4
-	C45	620	45	06f-07-4400	6,7



## HD 709RP

Flushing	Thread	Length L	Diameter D	Product number	Weight
[mm]		[mm]	[mm]		[kg]
-	C38	785	45	06F-07-4970	9,2
-	C45	785	45	06F-07-0486	9,5
-	C38	815	45	06F-07-4971	9,3
-	C45	815	45	06F-07-0485	9,6



# HD SHANK ADAPTERS - FURUKAWA


## HD 712

Flushing	Thread	Length L	Diameter D	Product number	Weight
[mm]		[mm]	[mm]		[kg]
-	C45	790	50,8	06F-07-2200	10,5
-	C45	590	50,8	06F-07-4972	8,7
-	C51	590	50,8	06f-07-4973	8,8
-	C51	790	50,8	06F-07-4564	10,9



## HD 712RP

Flushing	Thread	Length L	Diameter D	Product number	Weight
[mm]		[mm]	[mm]		[kg]
-	C45	785	51	06F-07-4976	10,0
-	C51	785	51	06F-07-4978	10,0
-	C38	885	51	06F-07-4975	11,3
-	C51	885	51	06F-07-0484	13,5
-	C45	885	51	06F-07-4977	12,5



## HD 715

Flushing	Thread	Length L	Diameter D	Product number	Weight
[mm]		[mm]	[mm]		[kg]
-	C45	790	58	06F-07-4980	11,3
-	C51	590	58	06F-07-4095	5,8
-	C51	790	58	06f-07-4109	12,5



## HD 715RP

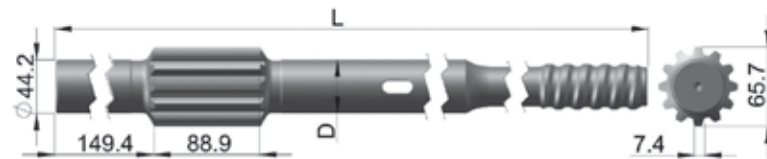
Flushing	Thread	Length L	Diameter D	Product number	Weight
[mm]		[mm]	[mm]		[kg]
-	C51	885	58	06F-07-3872	15,9
-	C45	885	58	06F-07-4981	14,4



# GADNER-DENVER - SHANK ADAPTERS **HPR**


## HPR 1 H

Flushing	Thread	Length L	Diameter D	Product number	Weight
[mm]		[mm]	[mm]		[kg]
-	C38	744	44,3	06F-07-4235	6,0



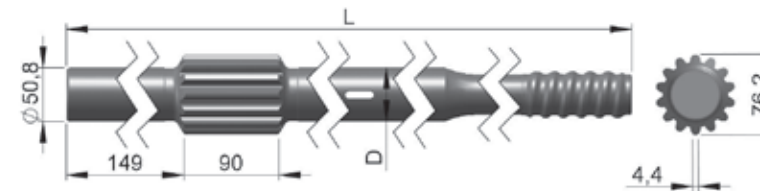
## HPR 2

Flushing	Thread	Length L	Diameter D	Product number	Weight
[mm]		[mm]	[mm]		[kg]
-	C51	914	50,7	06F-07-4362	14,1



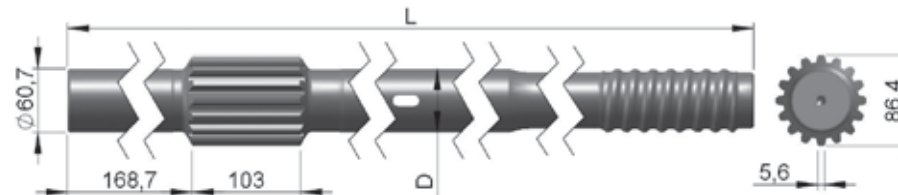
## HPR 5123

Flushing	Thread	Length L	Diameter D	Product number	Weight
[mm]		[mm]	[mm]		[kg]
-	C45	770	50,8	06F-07-6112	12,0
-	C51	770	50,8	06F-07-5965	12,0



## HPR 6030


Flushing	Thread	Length L	Diameter D	Product number	Weight
[mm]		[mm]	[mm]		[kg]
-	RG60	1041	60,2	06F-07-0645	21,7



# URD SHANK ADAPTERS - INGERSOLL-RAND YH


## URD 475, 550, VL120, EVL 130, VL140 & F16

Flushing	Thread	Length L	Diameter D	Product number	Weight
[mm]		[mm]	[mm]		[kg]
14	R32	380	44,5	06F-07-3377	3,7
14	C38	380	44,3	06F-07-3199	3,7
14	C38	446	44,3	06F-07-0480	4,5




## YH 65 RP, 70 RP, 75 RP & 80 RP

Flushing	Thread	Length L	Diameter D	Product number	Weight
[mm]		[mm]	[mm]		[kg]
19	C45	700	45	06F-07-4450	8,0
19	C45	700	45	06F-07-4450	8,0
13	C38	820	46	06F-07-5302	9,0
13	C45	820	46	06F-07-5301	9,0



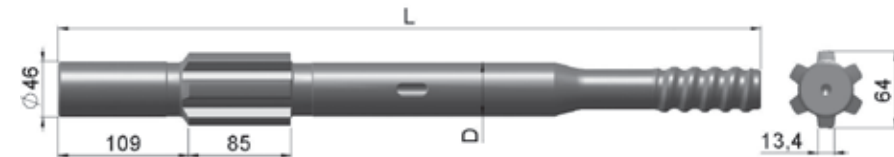
## YH 65, 70, 80, 8019

Flushing	Thread	Length L	Diameter D	Product number	Weight
[mm]		[mm]	[mm]		[kg]
15	C38	613	45	06F-07-6321	6,2
15	C45	610	45	06F-07-5616	6,8
12	C38	580	45	06F-07-5053	5,5
12	C45	580	46	06F-07-5054	5,5
19	C38	495	45	06F-07-0476	5,0
19	C45	495	45	06F-07-2713	5,4



## YH 70 A

Flushing	Thread	Length L	Diameter D	Product number	Weight
[mm]		[mm]	[mm]		[kg]
-	C38	585	45	06F-07-6254	6,8




# INGERSOLL-RAND - SHANK ADAPTERS

**YH**

## YH 80 A

Flushing	Thread	Length L [mm]	Diameter D [mm]	Product number	Weight [kg]
19	C45	495	50,8	06F-07-2714	5,9
19	C45	638	50,8	06F-07-6325	7,8



# HC SHANK ADAPTERS - MONTABERT

## HC 20(F)

Flushing	Thread	Length L	Diameter D	Product number	Weight
[mm]		[mm]	[mm]		[kg]
-	R32	187	45	06F-07-5035	1,8




## HC 25(F)

Flushing	Thread	Length L	Diameter D	Product number	Weight
[mm]		[mm]	[mm]		[kg]
-	R32	202	45	06F-07-5036	2,0



## HC40 (female)

Flushing	Thread	Length L	Diameter D	Product number	Weight
[mm]		[mm]	[mm]		[kg]
-	R32	270	45,0	06F-07-3380	4,1



## HC 40, 50

Flushing	Thread	Length L	Diameter D	Product number	Weight
[mm]		[mm]	[mm]		[kg]
-	R32	372	38	06F-07-6806	3,4
-	C38	372	38	3000018	3,5
-	R38	381	38	06F-07-5637	3,7
-	R32	388	38	06F-07-7037	3,5
-	C38	438	38	06F-07-7036	3,5
-	R32	440	38	06F-07-7038	4,0
-	R32	447	38	06F-07-2741	3,5
-	R38	447	38	06F-07-2849	3,7
-	C38	447	38	06F-07-4336	4,0



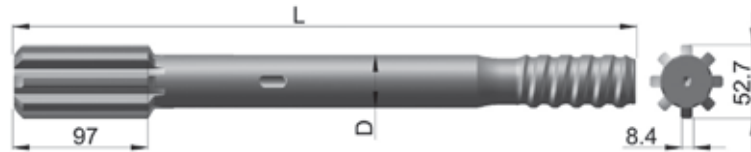


# MONTABERT - SHANK ADAPTERS

# HC

## HC 80, HC 90, HC 105

Flushing	Thread	Length L	Diameter D	Product number	Weight
[mm]		[mm]	[mm]		[kg]
-	R38	440	38	06F-07-2144	3,9
-	C38	450	38	06F-07-2434	4,0
-	C38	508	38	06F-07-3381	4,2
-	R32	440	38	06F-07-4988	3,6
-	C38	440	38	06F-07-4955	3,9



## HC 95RP

Flushing	Thread	Length L	Diameter D	Product number	Weight
[mm]		[mm]	[mm]		[kg]
-	C38	503	45	06F-07-6557	6,5
-	C45	518	45	06F-07-6558	6,6
-	R38	503	45	3000011	6,0




## HC 80RP

Flushing	Thread	Length L	Diameter D	Product number	Weight
[mm]		[mm]	[mm]		[kg]
-	C38	670	45	06F-07-4337	7,2
-	C45	670	45	06F-07-2715	7,9



## HC 108

Flushing	Thread	Length L	Diameter D	Product number	Weight
[mm]		[mm]	[mm]		[kg]
-	C38	410	45	06F-07-6617	5,8



# HC SHANK ADAPTERS - MONTABERT

## HC 110

Flushing	Thread	Length L	Diameter D	Product number	Weight
[mm]		[mm]	[mm]		[kg]
-	C38	415	45	06F-07-3572	4,6
-	C45	415	45	3000012	5,1
-	C45	425	45	06F-07-3573	5,0



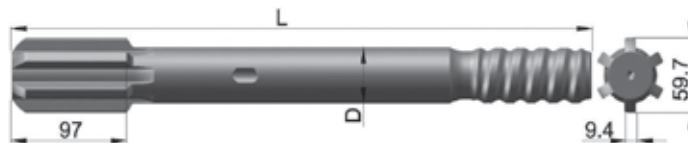
## HC 120RP, 150RP, 155RP, 158RP

Flushing	Thread	Length L	Diameter D	Product number	Weight
[mm]		[mm]	[mm]		[kg]
-	C51	670	51	06F-07-2032	9,3
-	C45	670	50,9	06F-07-4989	8,6



## HC 120, 150

Flushing	Thread	Length L	Diameter D	Product number	Weight
[mm]		[mm]	[mm]		[kg]
-	C45	490	45	06F-07-3204	5,8
-	C38	490	45	06F-07-5163	5,4

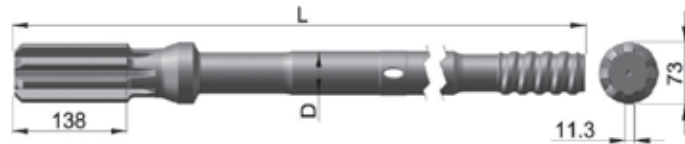


# MONTABERT - SHANK ADAPTERS

**HC**


## HC 200

Flushing	Thread	Length L	Diameter D	Product number	Weight
[mm]		[mm]	[mm]		[kg]
-	C51	840	51	06F-07-2743	13,6



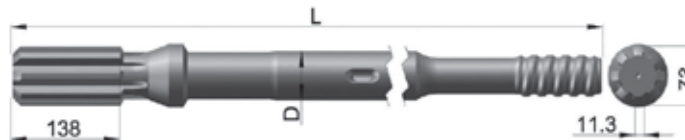
## HC 200RP

Flushing	Thread	Length L	Diameter D	Product number	Weight
[mm]		[mm]	[mm]		[kg]
-	RG60	838	60	3000036	17,0



## HC 200A

Flushing	Thread	Length L	Diameter D	Product number	Weight
[mm]		[mm]	[mm]		[kg]
-	RG60	850	60	06F-07-3205	16,8



# HL HLR L

## SHANK ADAPTERS - SANDVIK


### HL300

Flushing	Thread	Length L	Diameter D	Product number	Weight
[mm]		[mm]	[mm]		[kg]
-	R32	400	32	06F-07-2771	2,6




### HL 300S

Flushing	Thread	Length L	Diameter D	Product number	Weight
[mm]		[mm]	[mm]		[kg]
-	R32	245	45	06F-07-2198	2,6



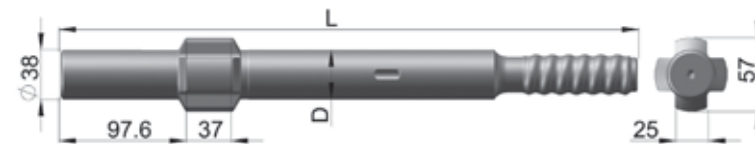
### L400, 410, 500, 510 & 550

Flushing	Thread	Length L	Diameter D	Product number	Weight
[mm]		[mm]	[mm]		[kg]
10	R32	380	32	06F-07-2776	2,0



### HLR 438LS, 438TS, HL 538, HL538L, L550S

Flushing	Thread	Length L	Diameter D	Product number	Weight
[mm]		[mm]	[mm]		[kg]
-	R32	450	38	06F-07-2780	3,8
-	R38	450	38	06F-07-2781	4,0
-	C38	455	38	06F-07-2783	4,1
-	C38	545	38	06F-07-3432	4,7

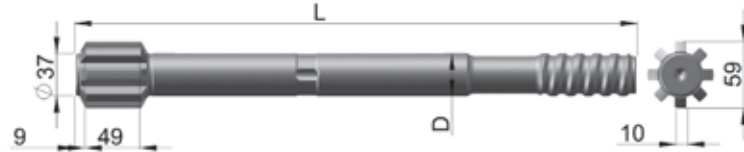


# SANDVIK - SHANK ADAPTERS

# HL HLX


## HL 500 S-38 / 510 S-38 / 510 B / 510 LH

Flushing	Thread	Length L	Diameter D	Product number	Weight
[mm]		[mm]	[mm]		[kg]
-	R32	460	38	06F-07-2335	3,7
-	R38	460	38	06F-07-2721	3,9
-	C38	460	38	06F-07-2371	4,0
-	R38	500	38	06F-07-2787	3,9
-	C38	500	38	06F-07-2788	4,0




## HL 500-45 / 510-45

Flushing	Thread	Length L	Diameter D	Product number	Weight
[mm]		[mm]	[mm]		[kg]
-	R32	550	45	06F-07-2494	5,3
-	C38	550	45	06F-07-0483	5,3
-	C45	550	45	06F-07-2527	5,8




## HL 550 SUPER / 560 SUPER / 510 S-45

Flushing	Thread	Length L	Diameter D	Product number	Weight
[mm]		[mm]	[mm]		[kg]
-	R38	500	45	06F-07-2789	5,3
-	C38	500	45	06F-07-2790	5,3



## HLX 5 / HLX 5T

Flushing	Thread	Length L	Diameter D	Product number	Weight
[mm]		[mm]	[mm]		[kg]
-	R32	500	45	06F-07-2791	5,1
-	C38	500	45	06F-07-2334	5,1
-	R38	500	45	06F-07-2792	5,2
-	R32	575	45	06F-07-2793	5,5
-	C38	575	45	06F-07-2795	5,7
-	C45	575	45	06F-07-4837	5,8



# Robit

# GÜRIŞ

Shank  
Adapters

# HL SHANK ADAPTERS - SANDVIK

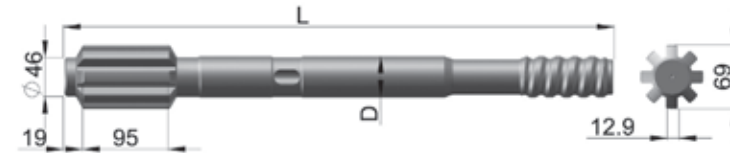
## HL 600-45 / 600 S-45

Flushing	Thread	Length L	Diameter D	Product number	Weight
[mm]		[mm]	[mm]		[kg]
-	C38	600	45	06F-07-2798	6,4
-	C45	600	45	06F-07-2799	6,4
-	C38	525	45	06F-07-2797	5,7
-	C45	525	45	06F-07-2800	5,8



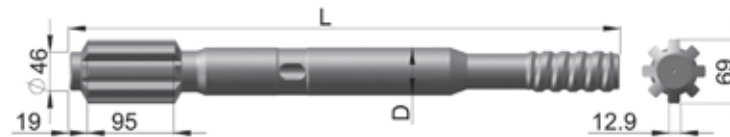
## HL 650-45 / 700-45 / 700T-45 / 710-45 / 800T-45

Flushing	Thread	Length L	Diameter D	Product number	Weight
[mm]		[mm]	[mm]		[kg]
-	C38	600	45	06F-07-2805	7,0
-	C45	600	45	06F-07-2806	7,5



## HL 650-52 / 700-52 / PE-52 / S-52 / 710-52 / S-52 / PE-52 / SPE-52 / 800T-52 / PE-52

Flushing	Thread	Length L	Diameter D	Product number	Weight
[mm]		[mm]	[mm]		[kg]
-	C38	600	52	06F-07-0482	8,0
-	C45	600	52	06F-07-2182	8,5
-	C51	600	52	06F-07-2331	8,6



## HL 600-52

Flushing	Thread	Length L	Diameter D	Product number	Weight
[mm]		[mm]	[mm]		[kg]
-	C45	650	52	06F-07-2801	6,4
-	C51	650	52	06F-07-2802	6,4




# SANDVIK - SHANK ADAPTERS

# HL


## HL 1000-52 / 1000 S-52

Flushing	Thread	Length L	Diameter D	Product number	Weight
[mm]		[mm]	[mm]		[kg]
-	C45	670	52	06F-07-2812	10,0
-	C51	670	52	06F-07-2814	10,7
-	C45	590	52	06F-07-2811	8,9
-	C51	590	52	06F-07-2813	9,3



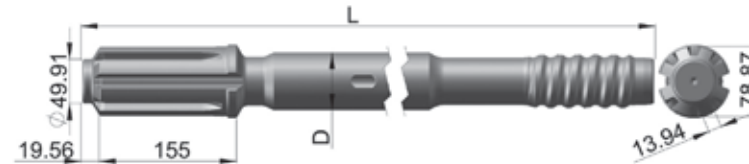
## HL 1000-60

Flushing	Thread	Length L	Diameter D	Product number	Weight
[mm]		[mm]	[mm]		[kg]
-	C51	670	60	06F-07-2815	12,5
-	RG60	670	60	06F-07-3360	12,9




## HL 1000 PE-65 / HL 1500 PE-65 / HL 1560 T-65

Flushing	Thread	Length L	Diameter D	Product number	Weight
[mm]		[mm]	[mm]		[kg]
-	C51	760	65	06F-07-3186	15,9
-	RG60	760	65	06F-07-3232	16,9



## HL 1500-52 / 1500 T-52

Flushing	Thread	Length L	Diameter D	Product number	Weight
[mm]		[mm]	[mm]		[kg]
-	C51	710	52	06F-07-2816	11,2

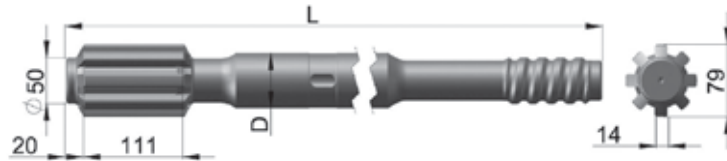


Shank  
Adapters

## SHANK ADAPTERS - SANDVIK

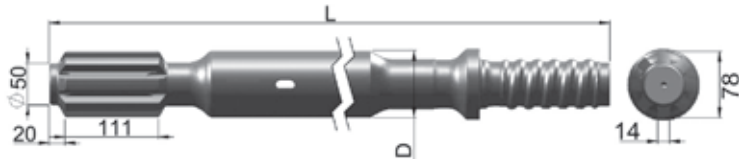
### HL 1500-60 / 1500 T-60

Flushing	Thread	Length L	Diameter D	Product number	Weight
[mm]		[mm]	[mm]		[kg]
-	C51	760	60	06F-07-3363	13,3
-	RG60	760	60	06F-07-3364	14,7
-	C51	710	60	06F-07-3800	13,3



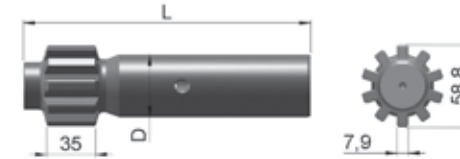
### HL 1500-80 / 1500 T-80

Flushing	Thread	Length L	Diameter D	Product number	Weight
[mm]		[mm]	[mm]		[kg]
-	RG60	760	80	06F-07-5460	21,0




### RD 314 (female)

Flushing	Thread	Length L	Diameter D	Product number	Weight
[mm]		[mm]	[mm]		[kg]
-	R32	205	44,9	06f-07-4920	2,0



### RD 525

Flushing	Thread	Length L	Diameter D	Product number	Weight
[mm]		[mm]	[mm]		[kg]
-	C38	525	44,9	06F-07-5753	5,95
-	C45	525	44,9	3000023	5,8
-	C38	600	44,9	06F-07-0901	6,24
-	C38	745	44,9	06F-07-0835	7,72







# AUXILIARY TOOLS




## AUXILIARY TOOLS

Button bit adapters - Couplings



**Robit**

 **GÜRIŞ**



## AUXILIARY TOOLS - BUTTON BIT ADAPTERS

### Button bit adapters


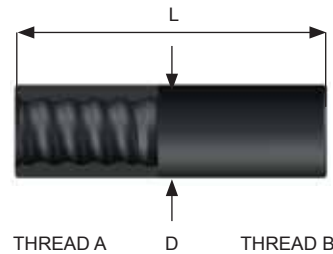
Order code	Female thread	Male thread	Length L [mm]	Diameter D [mm]	Product number	Weight [kg]
<b>R-series</b>						
R25 F-R28 M	R25	R28	173	45	06E-07-3405	1,1
R25 F-R32 M	R25	R32	173	45	06E-07-3406	1,2
R28 F-R32 M	R28	R32	165	44	06E-07-3407	1,5
R32 F-R38 M	R32	R38	225	45	06E-07-2869	1,8
R32 F-C38 M	R32	C38	225	45	06E-07-2870	1,9
R38 F-R32 M	R38	R32	245	55	06E-07-2871	2,2
R38 F-C38 M	R38	C38	245	55	06E-07-2872	2,4
<b>C-series</b>						
C38 F-R32 M	C38	R32	247	57	06E-07-0499	2,2
C38 F-R38 M	C38	R38	280	57	06E-07-2873	2,7
C38 F-C45 M	C38	C45	285	57	06E-07-2311	2,9
C45 F-C38 M	C45	C38	265	63	06E-07-0838	2,9
C45 F-C51 M	C45	C51	285	63	06E-07-2874	3,6
C51 F-C45 M	C51	C45	285	71	06E-07-2875	4,0





## Coupling adapter

Order code	Thread A	Thread B	Length L [mm]	Diameter D [mm]	Bridge	Product number	Weight [kg]
Coupling R28-R25	R28	R25	160	40	F	06E-07-3386	0,9
Coupling R32-R25	R32	R25	160	44	F	06E-07-2857	1,2
Coupling R32-R28	R32	R28	160	44	F	06E-07-3387	1,2
Coupling R38-R32	R38	R32	180	55	F	06E-07-2660	1,7
Coupling C38-R32	C38	R32	190	55	F	06E-07-2863	1,7
Coupling C38-R38	C38	R38	190	55	F	06E-07-2865	1,9
Coupling C45-C38	C45	C38	206	63	F	06E-07-3388	3,0
Coupling C51-C45	C51	C45	225	72	F	06E-07-3389	3,8

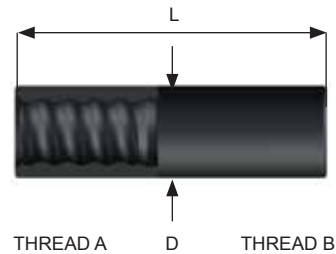





## AUXILIARY TOOLS - COUPLINGS

### Coupling sleeve · Manchons · Coples · Муфты

Order code	Thread A	Thread B	Length L [mm]	Diameter D [mm]	Bridge	Product number	Weight [kg]
Coupling R25	R25	R25	150	35	S	06E-07-2856	0,7
Coupling R28	R28	R28	150	40	S	06E-07-2855	0,9
Coupling R32	R32	R32	150	44	S	06E-07-0496	1,0
Coupling R38	R38	R38	170	55	S	06E-07-0495	1,9
Coupling C38	C38	C38	190	55	S	06E-07-0497	2,0
Coupling C45	C45	C45	210	63	S	06E-07-0889	2,8
Coupling C45	C45	C45	210	66	S	06E-07-2854	3,1
Coupling C51	C51	C51	225	72	S	06E-07-2853	3,8
Coupling C51	C51	C51	225	77	S	06E-07-0494	4,7







# GÜRİŞ

İŞ MAKİNALARI ENDÜSTRİ A.Ş.

### İSTANBUL Genel Müdürlük

Adres: Cevizli Tugay Yolu No: 8 Maltepe / İSTANBUL  
Telefon: +90 (216) 305 05 57 | Faks: +90 (216) 305 53 97 - +90 (216) 305 48 12

### ANKARA Bölge Müdürlüğü

Adres: İvedik OSB. 1468.Sk ( Eski 24.Cad.) No: 137 Yenimahalle / ANKARA  
Telefon: +90 (312) 354 65 97 | Faks: +90 (312) 354 65 98

### ADANA Bölge Müdürlüğü

Adres: Gazipaşa Bulvarı Ünalı Apartmanı 42/C Seyhan / ADANA  
Telefon: +90 (322) 458 62 31 | Faks: +90 (322) 454 65 88



# Robit

– The Widest Offering in High Quality Drilling Consumables



ROBIT® TOP HAMMER PRODUCT CATALOGUE